

**Makita<sup>®</sup>**

# PRODUCT CATALOGUE




















JULY 2024























# SYMBOL KEY













## Products

	Forward/reverse rotation
	2 mechanical gears
	3 mechanical gears
	4 function
	Torque limiter
	Rotary only
	Rotary hammer
	Hammer only
	Variable speed
	Soft start
	Electronic brake
	Constant speed under load
	Anti-Vibration system
	Tool-less blade change
	Laser line
	Flow sensor
	Extreme clean
	110V
	240V

	Job light
	Double insulated
	Made in the UK
<b>Production tools</b>	
	Forward/reverse rotation
	Soft start
	Electronic brake
	Constant speed under load
	Job light

## Air tools

	110V
	240V
	Easy load
	Exhaust
	Utility hook
	Depth dial
	No mark tip
	Soft grip
	Contact trip
	Sequential

	Next Generation Technology
	Lithium-ion Extreme Technology
	Compact Extreme Technology
	Brushless Motor
	Auto-Start Wireless System
	Anti-Vibration Technology
	Deep Exact Cutting Technology
	Automatic Torque Drive Technology
	Active Feedback Sensing Technology
	Suppression of Motor Speed when Idling
	Quick Change Grinding Blades
	Back-Pack Battery Connection X

1

Year Guarantee

Every Makita Tool is thoroughly inspected and tested before leaving the factory and is guaranteed to be free of defects from workmanship and materials for the period of ONE YEAR from the date of original purchase. Should any trouble develop during this one year period, return the COMPLETE tool freight prepaid, to EITHER an Authorised Makita Service Agent or to Makita (UK) Ltd. If inspection shows the trouble is caused by defective workmanship or material, Makita will repair WITHOUT CHARGE.

This guarantee does not apply where:

- Repairs have been made or attempted by others.
- Repairs are required because of normal wear and tear.
- The tool has been abused, misused or improperly maintained.
- Alterations have been made to the tool.
- This guarantee does not affect your statutory rights.



makitauk.com for the latest noise and vibration figures

Makita (UK) Ltd, Michigan Drive, Tongwell, Milton Keynes, Bucks, MK15 8JD    Tel: 01908 211678

Accessories shown are not necessarily supplied as standard equipment.  
Specification shown may change owing to our policy of constant improvement.  
Machines shown conform to CE Marking Regulations.  
Errors and Omissions Excepted (E&OE).  
Subject to availability.

New Products				4
Cordless Products				
Batteries	6	6	7	
Cordless Kits	47	121	142	
Demolition Hammers	12	48	-	
Rotary Hammers	13	48	123	
Combi Drills	15	51	126	
Drill Drivers	-	54	127/143	
Angle Drills	17	57	129	
Impact Drivers	17	58	129/143	
Impact Wrenches	18	61	131	
Drywall Screwdrivers	-	66	-	
Autofeed Screwdrivers	-	67	-	
Nailers / Staplers	26	68	136	
Rivet Gun	-	70	-	
Planers	19	70	-	
Router / Trimmers	20	71	-	
Mitre Saws	25	72	-	
Circular Saws / Plunge Saw	21	73	137	
Band Saws	35	78	-	
Jigsaws	19	80	133	
Sanders / Polishers	27/35	82	135	
Tile cutters	-	-	137	
Multi Tools	-	85	134	
Reciprocating Saws	26	86	133	
Shears / Nibbler	-	87	-	
Disc Cutters	29	90	-	
Angle Grinders	30	90	-	
Steel Rod / Rebar Cutter	-	94	135	
Heat Gun	-	98	-	
Cool and Warm Boxes	38	105	-	
Fans	39	105	139	
Blowers	37	100/107	140	
Vacuum Sweeper	40/A8	-	-	
Dust Extractor / Vacuums	42	107	140	
Work Lights / Torches	36	115	141	
Chainsaws	A6	A16	-	
Earth Auger	A8	A22	-	
Split-Shaft	A9	A23	-	
Brush Cutters	A9	A18	-	
Linetrimmers	A10	A18	-	
Blowers	A12	A24	-	
Hedge Trimmers	A13	A26	A29	
Pruning Saw	-	A29	A30	
Pruning Shears	-	A30	A31	
Sprayers	-	A31	A31	
Grass Shears	-	A34	A34	
Wheelbarrow	-	A32/102	-	
Lawn Mowers	A14	A35	-	
Radios / Bluetooth Speakers				146
Drills				
Magnetic Drill				150
Angle Drills				150
Rotary Drills				151
Percussion Drills				152
Diamond Core Drills				154
Rotary Hammer Drills SDS-Plus				155
Demolition				
Rotary Hammer Drills SDS-Max				159
Scrapers				161
Demolition Hammer				162
Construction				
Stone Cutting				165
Stone Polisher				166
Concrete Planer				166
Mixers				179
Angle Grinders				167
Heat Guns				180
Metal Working				
Die Grinders				176
Shears				177
Nibblers				177
Cut-off saws				178
Polishers				197
Fastening				
Autofeed Screwdrivers				180
Drywall Screwdrivers				181
Impact Drivers				181
Impact Wrenches				182
Gas Nailers				209
Air Nailers				210
Compressors				212
Saws				
Cut-off saws				178
Band saws				192
Jigsaws				183
Reciprocating Saws				184
Circular Saws				185
Plunge Saws				185
Table Saw				187
Mitre Saws				189
Woodworking				
Biscuit Joints				185
Sanders				193
Planers				198
Mortiser				199
Thicknesser				199
Trimmers				201
Routers				200
Multi Tool				192
Dust Management				202
Measuring				
Laser Levels				138/215
Distance Measures				217
Pumps				212
Power Washers				213
Heated Jackets / Tops				144
Production Tools				218
Mains Electric Garden Products				
Chainsaws				A42
Linetrimmers				A42
Hedge Trimmers				A43
Lawn Mowers				A43
Scarifiers				A45
Shredder				A45



# Building Training, Servicing & Support for our Customers



Makita UK is the first company within our industry to provide City & Guilds training accreditation covering the correct and safe use of power tools and garden machinery ensuring our customers training and servicing requirements are met.

Some of our available courses include:

## General product course

This course is a must for personnel in any organisation committed to selling Makita products, and gives a high level of familiarity with the entire Makita range of power tools.

## Electric service course

This course is for authorised service personnel who require a precise insight into the repair process of a cross section of Makita products.

## Service course

This course is for authorised service personnel who wish to gain skills in specific areas of tool servicing. This includes servicing pressure washers, gas nailers or air.

[makitauk.com/training](https://makitauk.com/training)

## Factory Service Centres

### Makita UK Milton Keynes

#### Head Office

Michigan Drive, Milton Keynes  
MK15 8JD

### Makita: Milton Keynes FSC

Unit 21, Tanners Drive,  
Blakelands, Milton Keynes  
MK14 5BU

### Makita: Wigan FSC

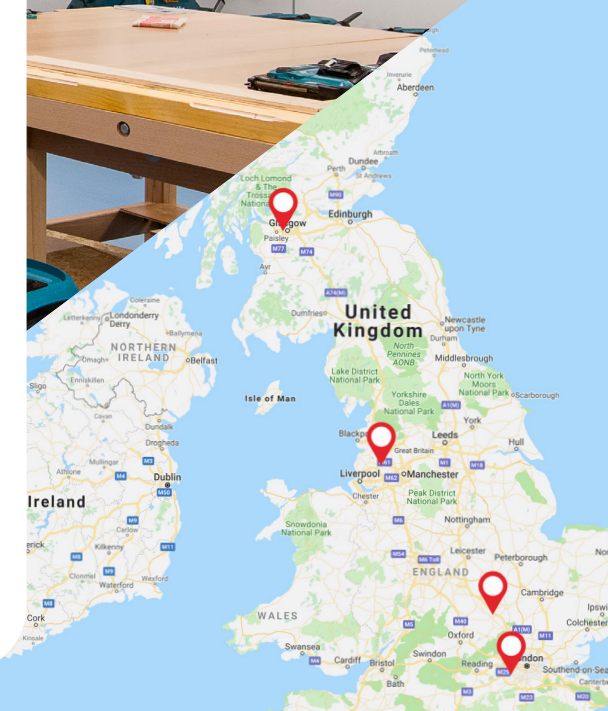
Whelan Building, Martland Park,  
Challenge Way, Wigan  
WN5 0LD

### Makita: London FSC

Unit 5, Vector Park, Forest Road,  
Feltham, London  
TW13 7EJ

### Makita: Glasgow FSC

Unit 4a, Albion Industrial Trading  
Est, 750 South St, Glasgow  
G14 0SY



**SOLUTIONS**  
SERVICE, TRAINING, VIBRATION, NOISE AND DUST

**EPTA** Makita Corporation is a member of  
The European Power Tool Association.

## NEW PRODUCTS

80V Max (40V Max x2) XGT Brushless Breaker  
HM004GZ04  
Page 12



AVT AWS  
BL SOFT  
XGT MOTOR NO-LOAD  
XGT 80V Max

40V Max XGT Brushless 1/2" Router  
RP001GZ02  
Page 20



XGT BL AWS

180mm Angle Grinder  
GA7090N  
Page 174



230mm Angle Grinder  
GA9090N  
Page 175



40V Max XGT Brushless Random Orbit Sander  
B0001CGZ, B0002CGZ, B0003CGZ, B0004CGZ  
Page 27



XGT BL AWS

40V Max XGT Brushless Orbit Sander  
B0005CGZ, B0006CGZ  
Page 27



XGT BL AWS

40V Max XGT Brushless Chainsaw  
UC024GT101, UC024GZ  
UC025GT101, UC025GZ  
UC026GT101, UC026G  
Page A6



XGT BL

40V Max XGT Brushless Chainsaw  
UC022GT101, UC022GZ  
Page A7



XGT BL

40V Max XGT Brushless Vacuum Sweeper  
VS001GZ  
Page 40 / A8



XGT BL

18V LXT Brushless Router Trimmer  
DRT52Z  
Page 71



LXT BL

36V LXT Connect X Brushless Backpack Blower  
UB004CZ  
Page A26




LXT BL CONNECT X

## NEW PRODUCTS



# BATTERIES / CHARGERS



18V LXT 6.0 Ah	BL1860B (197422-4)	40 Minute Charge 1-2 Batteries with ADP10 Adaptor	85 Minute Charge with ADP10 Adaptor		55 Minute Charge 1-2 Batteries	130 Minute Charge	130-260 Minute Charge 130: 1-2 Batteries 260: 3-4 Batteries
18V LXT 5.0 Ah	BL1850B (197280-8)	35 Minute Charge 1-2 Batteries with ADP10 Adaptor	70 Minute Charge with ADP10 Adaptor		45 Minute Charge 1-2 Batteries	110 Minute Charge	110-220 Minute Charge 110: 1-2 Batteries 220: 3-4 Batteries
18V LXT 4.0 Ah	BL1840B (197265-4)	29 Minute Charge 1-2 Batteries with ADP10 Adaptor	58 Minute Charge with ADP10 Adaptor		36 Minute Charge 1-2 Batteries	90 Minute Charge	90-180 Minute Charge 90: 1-2 Batteries 180: 3-4 Batteries
18V LXT 3.0 Ah	BL1830B (197599-5)	22 Minute Charge 1-2 Batteries with ADP10 Adaptor	42 Minute Charge with ADP10 Adaptor		22 Minute Charge 1-2 Batteries	60 Minute Charge	60-120 Minute Charge 60: 1-2 Batteries 120: 3-4 Batteries
40V Max XGT 8.0 Ah	BL4080F (191X65-8)	72 Minute Charge 1-2 Batteries	128 Minute Charge Approximately	240 Minute Charge 1-2 Batteries			
40V Max XGT 5.0 Ah	BL4050F (191L47-8)	50 Minute Charge 1-2 Batteries	85 Minute Charge	260 Minute Charge 1-2 Batteries			
40V Max XGT 4.0 Ah	BL4040 (191B26-6)	45 Minute Charge 1-2 Batteries	67 Minute Charge	210 Minute Charge 1-2 Batteries			
40V Max XGT 2.5 Ah	BL4025 (191B36-3)	28 Minute Charge 1-2 Batteries	38 Minute Charge	130 Minute Charge 1-2 Batteries			
40V Max XGT 2.0 Ah	BL4020 (191L29-0)	22 Minute Charge 1-2 Batteries	30 Minute Charge	110 Minute Charge 1-2 Batteries			

64V Lithium-ion		DC64WA (191W23-8)
4.0 Ah	BL6440 (191R06-8)	120 Minute Charge

# BATTERIES / CHARGERS

## Power Pack LXT

Lithium-ion

PDC01

18V x2 LXT Adaptor 191J51-5

18V LXT Adaptor 191J50-7

**22-55**

Minute Charge

See 18V LXT Battery chart for more information

191A64-2 - Includes LXT power pack and 18V x2 adaptor. (18V batteries not included)  
 191A59-5 - Includes LXT power pack, 18V adaptor and 18V x2 adaptor. (18V batteries not included)  
 191C91-1 - Includes LXT power pack, 4x 5.0Ah 18V LXT batteries, 18V charger and 18V x2 adaptor

## Power Pack

Lithium-ion

PDC1500 PDC1200

18V x2 LXT Adaptor 191J51-5

40V XGT Adaptor 191N62-4

DC4001

**6**

Hour Charge PDC1200

**7.5**

Hour Charge PDC1500

PDC1500A01 - Includes 1,500Wh Battery power pack, DC4001 charger.  
 PDC1200A01 - Includes 1,200Wh battery power pack, DC4001 charger and 18V x2 adaptor  
 PDC1200A02 - Includes 1,200Wh battery power pack and DC4001 charger

## Power Converter for PDC1200 & PDC01 Portable Power Supplies

BAC01

PDC1200 PDC01

- Powered by the portable power supplies units PDC1200 and PDC01.
- Converts DC power into AC power.
- LED lamps output indication
- Connects to the Makpac system
- Continuous 1,400W / Peak 2,800W
- AC Output Voltage 220V (50/60 Hz)
- UK AC Socket x2
- USB-A x2 (5V, 2.4A)
- USB-C x2 (PD 30W)
- Automotive Socket x1 (12V, 10A)

12V Max CXT Lithium-ion		DC10SB	DC10WD
4.0 Ah	BL1041B (197406-2)	60 Minute Charge	130 Minute Charge
2.0 Ah	BL1021B (197396-9)	30 Minute Charge	70 Minute Charge
1.5 Ah	BL1016B (197393-5)	22 Minute Charge	50 Minute Charge

Battery capacity measured in line with battery directive 2006/66/EC and EU regulations 11/03/2010. Li-ion IEC61960.



# WHY CHOOSE XGT

Through Makita's innovative engineering, the technology within the XGT system will create the equipment and tools of the future. Tools equivalent to petrol or mains power with zero emissions and no trailing cables, XGT is safer and better for the environment.

Digital communication between battery and charger, and battery and tool - reduces charge times and protects batteries and tools from damage prolonging their life.



**XGT 80V**  
40Vmax + 40Vmax



**XGT 40Vmax**

# 130+ PRODUCTS ONE SYSTEM



## POWER



### PURE COPPER WIRE

Makita® XGT® Products feature purpose-built brushless motors with more copper windings for increased power output.

### RARE EARTH MAGNETS

Rare earth magnets of the highest quality are engineered within the brushless motors to maximise power and performance.

## SMART



### BUILT-IN MICROCHIPS

Built-in microchips in both tool and battery allow for real-time digital communication, actively monitoring heat, overload, and over-discharge.

### DIGITAL COMMUNICATION

Digital communication between XGT® Tools and Batteries through enhanced digital communication technology optimise performance to deliver up to 2X longer sustained power during demanding applications.

## TOUGH



### IMPACT ABSORBENT STRUCTURE

Durable outer casing and cell holder create space within the battery to absorb impact.

### WATER & DUST RESISTANCE

Water and dust-resistant triple layer structure and an enhanced terminal structure are engineered to protect against water and dust for any job site condition.

## RAPID



### MULTI-LAYER SURFACE CONTACTS

Multi-layer surface contacts within tool and battery are designed to take on high current demands.

### RAPID OPTIMUM CHARGING SYSTEM


XGT® Charger and Dual Cooling Fans digitally communicate before and during the charging process, evaluating battery condition to deliver a consistent fast charge. Charges LXT® batteries with adapter.




# WHAT IS XGT

XGT is a system with its own tools, batteries, and chargers. A combination of innovative tool design and higher output batteries provide a genuine solution for high demand industrial users.

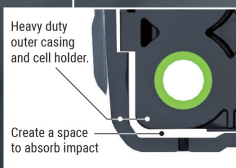
## TERMINAL SHORT-CIRCUIT PREVENTION STRUCTURE



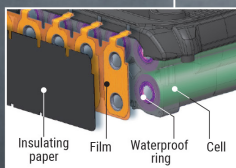
WALL



4-LED FUEL GAUGE INDICATOR



SHOCK ABSORPTION



WATERPROOF TRIPLE-LAYER

## OPTIMUM POWER SUPPLY AND CHARGING SYSTEM

The XGT range of tools and batteries come with a built-in program, providing digital communication between the battery and tool. Allowing not only for the battery to talk with tool but also the tool to talk to the battery. A battery technology and motor that work together for optimum performance.

## RAPID CHARGING SYSTEM

The charger will cool down the battery before charging if the battery temperature is high. Built-in fan circulates air through the battery before charging and during to cool the battery for a faster charge time.

### THE OPTIMUM CHARGING SYSTEM

Forced air cooling



Fast charging



### GENERAL CHARGING METHOD

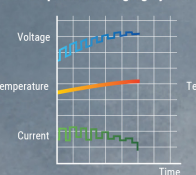
Natural heat dissipation



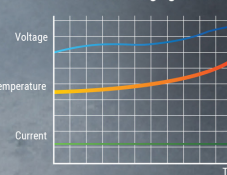
Waiting time for charging



### The optimum charging system



### General charging method




## OPTIMUM CHARGING SYSTEM

Auto maintenance system with two cooling fans to provide faster charging

## DIGITAL COMMUNICATION

The Makita Rapid Optimum Charger communicates with the battery's built-in chip throughout the charging process to optimise battery life by actively controlling current, voltage and temperature.



### Anytime Charge

No Memory Effect  
No Discharging Required

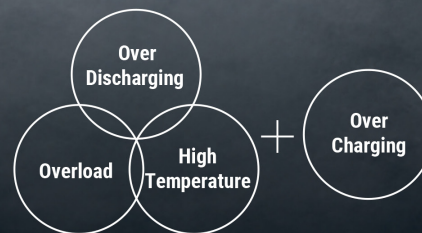


### Shock Absorbing

Heavy Duty Pack



## BATTERY PROTECTION FUNCTION



### COMMUNICATION

This communication technology allows the tool and battery to monitor conditions and exchange data in real time to protect against Overload, Over-Discharge and Overheating.

### CONNECTION

Multi-contact terminals reduce electrical resistance and increase connection stability withstanding against vibration, and ultimately ensures a stable current supply to the tool.



## DIGITAL COMMUNICATION

Tool ◀▶ Battery ▶▶ Battery Charger



XGT CORDLESS

80V Max (40V Max x2) XGT Brushless Breaker

HM004G

Max output power	4,400W
Blows per minute	870bpm
Bit shank	Hex (28.6mm)
Net Weight	29.6 - 32.1kg

ULTRA-LOW VIBRATION  
**6.5 m/sec<sup>2</sup>**  
EN60745  
ANTI-RESTART



72.8 Joules

AVT AWS  
XGT 40Vmax + 40Vmax 80Vmax BL MOTOR SOFT NO LOAD



Model Versions

HM004GZ04 Body Only

STANDARD EQUIPMENT: Wireless unit set, Hex Wrench.

80V Max (40V Max x2) XGT Brushless Rotary Demolition Hammer

HR006G

No load Speed	150 - 310 rpm
Blows per Minute	1,100 - 2,250 bpm
Max TCT bit	52mm
Max Core bit	160mm
Impact Energy	20.0 J
Net Weight	12.8 - 14.5kg



20.0 Joules

AVT AFT AWS  
XGT 40Vmax + 40Vmax 80Vmax BL MOTOR SOFT NO LOAD



Model Versions

HR006GZ Body Only

STANDARD EQUIPMENT: Side handle, side grip, depth gauge, bit grease, cloth, carry case.

40V Max XGT Brushless Rotary Demolition Hammer

HR005G

No load Speed	250 - 500 rpm
Blows per Minute	1,450 - 2,900 bpm
Max TCT bit	40mm
Max Core bit	105mm
Impact Energy	8.0 J
Net Weight	7.4 - 8.2kg

ULTRA-LOW VIBRATION  
**Rotary Hammer 5.0 m/sec<sup>2</sup>**  
**Hammer 4.0 m/sec<sup>2</sup>**  
EN60745



8.0 Joules

AVT AFT AWS  
XGT BL MOTOR SOFT NO LOAD



Model Versions

HR005GZ01 Body Only + Case

STANDARD EQUIPMENT: Side handle, depth gauge, bit grease, cloth, wireless unit, carry case.

XGT CORDLESS

80V Max (40V Max x2) XGT Brushless Demolition Hammer

HM002G

Blows per Minute	950 - 1,900 bpm
Impact Energy per Stroke	20.9 J
Net Weight	12.0 - 13.3kg

AWS: Auto-start Wireless System connects to compatible dust extractor with Bluetooth



Model Versions

HM002GZ03 Body Only + Case

STANDARD EQUIPMENT: Bull point, bit grease, side grip, cloth, carry case.



20.9 Joules

AVT AFT AWS  
XGT 40Vmax + 40Vmax 80Vmax BL MOTOR SOFT NO LOAD

40V Max XGT Brushless Demolition Hammer

HM001G

Blows per Minute	0 - 2,650 bpm
Impact Energy per Stroke	9.4J
Net Weight	6.3 - 7.1kg

AWS: Auto-start Wireless System connects to compatible dust extractor with Bluetooth



Model Versions

HM001GZ02 Body Only + Case

STANDARD EQUIPMENT: Bit grease, side grip, wireless unit, cloth, carry case.



9.4 Joules

XGT BL MOTOR SOFT NO LOAD AVT AWS

40V Max XGT Brushless Rotary Hammer

HR004G

Max in Steel	13mm	Impact Energy	2.9J
Max in Wood	32mm	Net Weight	4.0 - 4.5kg
Max in Concrete	28mm		
Max TCT Core	54mm		
Max Diamond Core	65mm		
No Load Speed	0 - 980rpm		
Blows per Minute	0 - 5,000bpm		

QUICK CHANGE CHUCK



Model Versions

HR004GZ01 Body Only + Case

STANDARD EQUIPMENT: Depth gauge, side grip, bit grease, cloth, quick change chuck, carry case.



2.9 Joules

XGT BL MOTOR AVT



40V Max XGT Brushless Rotary Hammer

HR003G

Max in Steel	13mm	Body only machines do not come with a carry case.
Max in Wood	32mm	
Max in Concrete	28mm	
Max TCT Core	54mm	
Max Diamond Core	65mm	
No Load Speed	0 – 980rpm	
Blows per Minute	0 – 5,000bpm	
Impact Energy	2.8J	
Net Weight	3.9 – 4.6kg	



2.8 Joules



Model Versions

HR003GZ01 Body Only + Case

STANDARD EQUIPMENT: depth gauge, side grip, bit grease, cloth, carry case

40V Max XGT Brushless Rotary Hammer

HR007G

Max in Steel	13mm	Body only machines do not come with a carry case.
Max in Wood	32mm	
Max TCT bit	28mm	
Max Core bit	54mm	
Max Diamond Core	65mm	
No Load Speed	0 – 980 rpm	
Blows per minute	0 -5,000 bpm	
Impact Energy	3.0J	
Net Weight	3.8 – 4.8kg	



3.0 Joules



Model Versions

HR007GZ Body Only

STANDARD EQUIPMENT: Cloth, grease vessel, depth gauge, air duct cap.

40V Max XGT Brushless Rotary Hammer

HR009G

Max TCT bit	30mm	<b>Quick Change Chuck</b> Body only machines do not come with a carry case.
Max Core bit	80mm	
Max Diamond Core	80mm	
Max in Wood	32mm	
Max in Steel	13mm	
No Load Speed	0 – 840 rpm	
Blows per minute	0 - 4,500 bpm	
Impact Energy	3.9J	
Net Weight	5.3 - 6.7Kg	



3.9 Joules



Model Versions

HR009GZ01 Body Only

STANDARD EQUIPMENT: Drill chuck set, grease vessel set, depth gauge, cloth.

40V Max XGT Brushless Rotary Hammer

HR010G

Max TCT Bit	20 mm
Max Core Bit	35 mm
Max Diamond Core Bit	32 mm
Capacity in steel	13 mm
Capacity in wood	26 mm
No load speed	0 – 1,350 rpm
Blows per minute	0 – 5,000 bpm
Impact energy	2.1 J
Net Weight	2.8 – 4.5 Kg



2.1 Joules



Model Versions

HR010GZ01 Body Only + Case

STANDARD EQUIPMENT: Sealing cap, depth gauge, carry case.

40V Max XGT Brushless Combi Drill

HP001G

Capacity in Steel	20mm	Torque Settings	21 in high speed
Capacity in Wood	76mm		41 in low speed
Capacity in Masonry	20mm	Max Fastening Torque	140Nm (Hard joint)
Chuck Capacity	1.5 – 13mm		68Nm (Soft Joint)
No Load Speed	Hi: 0- 2,600rpm Lo: 0- 650rpm	Net Weight	2.7 – 3.0kg
Blows per minute	Hi: 0- 39,000bpm Lo: 0- 9,750bpm	<b>ELECTRONIC CLUTCH</b>	



Model Versions

HP001GZ01 Body Only + Case

STANDARD EQUIPMENT: Depth stop, side handle, Belt clip, screw bit, carry case

40V Max XGT Brushless Combi Drill

HP002G

Capacity in Steel	13mm	Torque Settings	21 + Drill
Capacity in Wood	38mm	Max Fastening Torque (S/H)	30/64Nm
Capacity in Masonry	13mm	Net Weight	2.0 – 2.6kg
Chuck Capacity	1.5 – 13mm	Body only machines do not come with a carry case.	
No Load Speed	Hi: 0 – 2,200 rpm Lo: 0 – 600 rpm		
Blows per Minute	Hi: 0 – 33,000 bpm Lo: 0 – 9,000 bpm		



Model Versions

HP002GZ01 Body Only + Case

STANDARD EQUIPMENT: Belt clip, screw bit, carry case.

Impact

# PREMIER

Double Torsion  
for High Durability

High Precision  
Screw Fitting

New Steel  
Supports High Torque

In a screw  
Near

In a screw  
Away

Impact  
PREMIER

STANDARD

Torque

Angle

PREMIER  
ALLOY

— IMPACT PREMIER  
— IMPACT GOLD  
— STANDARD



YouTube



FULL RANGE



## XGT CORDLESS

### 40V Max XGT Brushless Angle Drill

DA001G

No Load Speed (High)	0-1,500 rpm	Max. Torque	Low: 136Nm
No Load Speed (Low)	0-400 rpm		High: 55Nm
Chuck Capacity	2 - 13mm	Net Weight	5.3 - 6.2Kg
Capacity in Steel	13mm		
Capacity in Wood:			
Self-feed bit	Low: 118mm		
	High: 65mm		
Hole Saw	Low: 159mm		
	High: 105mm		
Auger bit	50mm		

Body only machines do not  
come with a carry case.



#### Model Versions

DA001GZ01 Body Only

STANDARD EQUIPMENT: Grip assembly, chuck key, hex wrench.

XGT BL MOTOR ADT

### 40V Max XGT Brushless Impact Driver

TD002G

Driving Shank	1/4" Hex	No Load Speed	0 - 3,700 rpm (Max)
Machine Screw	M4 - M8		0 - 3,200 rpm (Hi)
Standard Bolt	M5 - M16		0 - 2,100 rpm (Mid)
High Strength Bolt	M5 - M14		0 - 1,100 rpm (Lo)
Coarse Thread Screw	22 - 125 mm	Max Tightening Torque	220 Nm
Impacts per minute		Net Weight	1.7 - 2.9Kg
	0 - 4,600 ipm (Max)		
	0 - 3,600 ipm (Hi)		
	0 - 2,600 ipm (Mid)		
	0 - 1,400 ipm (Lo)		



#### Model Versions

TD002GZ04 Body Only + Case

STANDARD EQUIPMENT: Belt clip, carry case.



XGT BL MOTOR



### 40V Max XGT Brushless Impact Driver

TD003G

Driving Shank	1/4" Hex	No Load Speed:	0 - 3,700 rpm (Max)
Machine Screw	M4 - M8		0 - 3,200 rpm (Hi)
Standard Bolt	M5 - M16		0 - 2,100 rpm (Mid)
High Strength Bolt	M5 - M14		0 - 1,100 rpm (Lo)
Coarse Thread Screw	22 - 125 mm	Max Tightening Torque	210 Nm
Impacts per minute:		Net Weight	1.7 - 2.9kg
	0 - 4,100 ipm (Max)		
	0 - 3,600 ipm (Hi)		
	0 - 2,600 ipm (Mid)		
	0 - 1,400 ipm (Lo)		



#### Model Versions

TD003GZ01 Body Only + Case

STANDARD EQUIPMENT: Belt clip, carry case.



XGT BL MOTOR



Body only machines and products do not come with batteries or chargers.

40V Max XGT Brushless Shear Wrench

WT001G

High strength torque shear bolt	M16, M20, M22
Super high strength torque shear bolt	M16, M20
A325 Torque shear bolt	5/8, 3/4, 7/8
A490 Torque shear bolt	5/8, 3/4
No load speed	17 rpm
Max Fastening Torque	804 Nm
Net Weight	5.2 – 5.9 Kg



Model Versions

WT001GZ Body Only + Case

STANDARD EQUIPMENT: outer sleeve, shoulder belt, accessory set, carry case.



40V Max XGT Brushless Impact Wrench

TW001G

Driving Shank	3/4" Square (C-ring)	Max Tightening Torque	1,800Nm
Standard Bolt	M12-M36	Nut Busting Torque	2,050Nm
High Strength Bolt	M10 – M27	Net Weight	3.9-4.2kg
Impact Power Selection	Max/Hard/Med/Soft	4 STAGE IMPACT SELECTION	
Impacts per Minute	0-2,500ipm		
	0-2,400ipm		
	0-2,200ipm		
	0-1,900ipm		
No Load Speed	0-1,800rpm		
	0-1,400rpm		
	0-1,150rpm		
	0-950rpm		



Model Versions

TW001GZ01 Body Only + Case

STANDARD EQUIPMENT: Belt clip, carry case.



40V Max XGT Brushless Impact Wrench

TW007G  
TW008G

Driving Shank	1/2" Square	Max Tightening Torque	760Nm
C-ring	TW007 / Pin detent TW008	Nut Busting Torque	1,100Nm
Standard Bolt	M10 - M24	Net Weight	2.7 – 3.3kg
High Strength Bolt (10.9)	M10 – M16	4 STAGE IMPACT SELECTION	
High Strength Bolt (F10T)	M12 – M16		
Impact Power Selection	Max/Hard/Med/Soft		
Impacts per Minute	0-2,900 / 0-2,700 / 0-1,900 / 0-1,200ipm		
No Load Speed	0-2,300 / 0-1,900 / 0-1,200 / 0-600rpm		



Model Versions

TW007GZ01 Body Only + Case

TW008GZ01 Body Only + Case

STANDARD EQUIPMENT: Belt clip, carry case.



40V Max XGT Brushless Impact Wrench

TW004G

Driving Shank	1/2" Square Drive (C-ring)	Max Fastening Torque	350Nm
Standard Bolt	M10 – M20	Nut Busting Torque	630Nm
High Strength Bolt	M10 – M16	Net Weight	1.9–2.2kg
Impact Power Selection	Max, Hi, Med, Soft	4 STAGE IMPACT SELECTION	
Impacts per Minute	0-4,000ipm		
	0-3,400ipm		
	0-2,600ipm		
	0-1,800ipm		
No Load Speed	0-3,200rpm		
	0-2,600rpm		
	0-1,800rpm		
	1,000rpm		



Model Versions

TW004GZ01 Body Only + Case

STANDARD EQUIPMENT: Belt clip, carry case.



40V Max XGT Brushless 82mm Planer

KP001G

Max Output	1,100W	AWS: Auto-start Wireless System connects to compatible dust extractor with Bluetooth
No Load Speed	15,000 rpm	
Planing Width	82 mm	
Planing Depth	4 mm	
Max Rebate Depth	25 mm	
Net Weight	3.7 – 4.9 Kg	



Model Versions

KP001GZ03 Body Only + Case

STANDARD EQUIPMENT: Guide rule assembly, Anti corrosion paper, wrench, carry case.



40V Max XGT Brushless Jigsaw

JV001G

Max cut in wood	135 mm
Max cut in steel	10 mm
Max cut in Aluminium	20 mm
Length of stroke	26 mm
Shank type	B
Strokes per minute	800 – 3,500 spm
Net Weight	2.6 – 2.9Kg



Model Versions

JV001GZ01 Body Only + Case

STANDARD EQUIPMENT: Dust nozzle, cover plate, kerf board, blades, hex wrench, carry case.





40V Max XGT Brushless Jigsaw

JV002G

Max cut in wood	135 mm
Max cut in steel	10 mm
Max cut in Aluminium	20 mm
Length of stroke	26 mm
Shank type	B
Strokes per minute	0 - 3,500 spm
Net Weight	2.7 - 3.0kg



**Model Versions**  
**JV002GZ01** Body Only + Case

STANDARD EQUIPMENT: Dust nozzle, cover plate, kerf board, blades, hex wrench, carry case



40V Max XGT Brushless 1/2" Router

RP001G

Collet Capacity	1/2" (12mm)
Plunge Capacity	0 - 60mm
Max output power	1,900W
No Load Speed	8,000 - 25,000rpm
Variable Speed Control	5 speeds
Net Weight	4.0- 5.2kg

**ANTI-RESTART FUNCTION**  
**LOCK-ON FUNCTION**



**Model Versions**  
**RP001GZ02** Body Only + Case

STANDARD EQUIPMENT: Holder, Dust nozzle, Accessory set, Rod 8, Straight Guide, Chip Deflector, Carry case.



40V Max XGT Brushless Router Trimmer

RT001G

Collet Capacity	1/4" and 3/8"
Max Plunge capacity:	
Trimmer Base	0-40 mm
Plunge Base	0-35 mm
No load speed	10,000 - 31,000rpm
Max Output wattage	1,160W
Net Weight	2.2 - 2.5Kg



**Model Versions**  
**RT001GZ16** Body Only + Case  
**RT001GZ20** Body Only + Case  
**RT001GZ21** Body Only + Case


**RT001GZ21**  
Trimmer guide, straight guide, dust nozzle, template guide, wrench, makpac type 4.

**RT001GZ16**  
Trimmer Guide, Straight Guide, Offset Base, Plunge Base, Tilt Base, Grip 36, Dust nozzle, Template guide, Wrench, Guide holder, Collet cone, inner tray, makpac type 4.

**RT001GZ20**  
Straight guide assembly, Dust nozzle, inner tray, makpac type 4.




RT001G BASE OPTIONS




**1) Trimmer Base**

- Enlarged opening section of base assembly for excellent bit visibility while maintaining durability.
- Round base assembly for smooth and fast cutting with easy handling.




**2) Offset Base**

- Cut close to edges or corners (18.5mm)
- Replaceable plastic base assembly



**3) Tilt Base**

- Enlarged opening section of base assembly for excellent bit visibility.
- Tilting capacity: -30° to 45°



**4) Plunge Base**

- Ergonomically contoured knob style handles.
- 3 stage cut depth adjustment.
- Plunge capacity: 0 - 35mm (0 - 1-3/8")
- 195564-8 Guide holder set is needed when using straight guide with the plunge base.

40V Max XGT Brushless 270mm Circular Saw

HS011G

Blade Diameter	270mm
Bore Diameter	25mm
Max output	1,600W
Max cutting capacity at 0°	101mm
Max cutting capacity at 45°	71mm
Max cutting capacity at 60°	51mm
No Load Speed	3,500 rpm
Net Weight	5.5 - 6.7Kg

AWS: Auto-start Wireless System connects to compatible dust extractor with Bluetooth



Body only machines do not come with a carry case.

Recommended Blade: E-12930



**Model Versions**  
**HS011GZ** Body Only

STANDARD EQUIPMENT: Sub base, Carbide tipped saw blade, wrench.





Efficient Sharp Tip's Top Angle



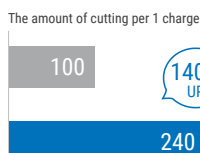
Efficient Slimmed Bottom



Efficient Curved Tip's Body



Current  
(165mm x 48T)  
Ideal for DC  
(165mm x 56T)



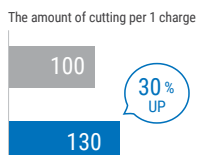
Efficient Curved Tip's Body



Efficient Slimmed Bottom



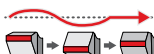
Current  
(180mm x 40T)  
Ideal for DC  
(185mm x 40T)



Strong and least chipping



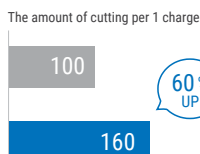
Superior in straight cutting



Release swarf smoothly



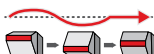
Current  
(150mm x 32T)  
Ideal for DC  
(150mm x 33T)



Strong and least chipping



Superior in straight cutting



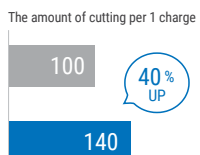
Reduce cutting resistance



Release swarf smoothly



Current  
(260mm x 80T)  
Ideal for DC  
(260mm x 81T)



FULL RANGE



YouTube

## 40V Max XGT Brushless 260mm Circular Saw

RS002G

Blade Diameter	260mm
Bore Diameter	15.88/ 25/ 25.4/ 30mm
Max Cutting Capacity at 0°	95mm
Max Cutting Capacity at 45°	70mm
Max Cutting Capacity at 56°	54.5mm
No Load Speed	4,000 rpm
Net Weight	5.7 – 6.3kg

AWS: Auto-start Wireless System connects to compatible dust extractor with Bluetooth



Body only machines do not come with a carry case.

Recommended Blade: E-07705



### Model Versions

RS002GZ Body Only

STANDARD EQUIPMENT: TCT Saw blade, grip, offset wrench.



## 40V Max XGT Brushless 235mm Circular Saw

HS009G

Blade Diameter	235mm
Bore Diameter	30mm
Max output	1,600 W
Max cutting capacity at 0°	85mm
Max cutting capacity at 45°	61mm
Max cutting capacity at 48°	44mm
No Load Speed	4,000 rpm
Net Weight	5.1 – 5.7kg

AWS: Auto-start Wireless System connects to compatible dust extractor with Bluetooth



Body only machines do not come with a carry case.

Recommended Blade: E-01915



### Model Versions

HS009GZ Body Only

STANDARD EQUIPMENT: TCT saw blade, hex wrench, sub base.



## 40V Max XGT Brushless 185mm Circular Saw

RS001G

Blade Diameter	185mm
Bore Diameter	30mm
Max Cutting Capacity at 0°	65mm
Max Cutting Capacity at 45°	45mm
Max Cutting Capacity at 53°	38mm
No Load Speed	6,400 rpm
Net Weight	5.0 – 5.6kg

Body only machines do not come with a carry case.

Recommended Blade: E-08682



### Model Versions

RS001GZ Body Only

STANDARD EQUIPMENT: TCT Saw Blade, offset wrench.





## 40V Max XGT Brushless 190mm Circular Saw

HS004G

Blade Diameter	190mm
Bore Diameter	20 / 30mm
Max cutting capacity at 0°	60mm
Max cutting capacity at 45°	43mm
Max cutting capacity at 48°	41mm
No Load Speed	6,000rpm
Net Weight	4.4 – 4.7kg

AWS: Auto-start Wireless System connects to compatible dust extractor with Bluetooth



Recommended Blade: B-64191



### Model Versions

HS004GZ02 Body Only + Case

STANDARD EQUIPMENT: Guide rule, dust nozzle, TCT saw blade, hex wrench, carry case.

## 40V Max XGT Brushless 165mm Circular Saw

HS012G

Blade Diameter	165mm
Bore Diameter	20-30mm
Max output	1,300 W
Max cutting capacity at 0°	57mm
Max cutting capacity at 45°	41mm
No Load Speed	5,200rpm
Net Weight	3.2 – 4.4 Kg

AWS: Auto-start Wireless System connects to compatible dust extractor with Bluetooth



Recommended Blade: B-62985



### Model Versions

HS012GZ01 Body Only + Case

STANDARD EQUIPMENT: Guide rule, dust nozzle set, tct blade, hex wrench, carry case.

## 40V Max XGT Brushless 165mm Plunge Saw

SP001G

Blade Diameter	165mm
Bore Size	20mm
Max Cutting Capacity at 0°	56mm
Max Cutting Capacity at 45°	40mm
Max Cutting Capacity at 48°	38mm
No Load Speed	2,500 – 4,900rpm
Net Weight	4.4 – 5.0 Kg

AWS: Auto-start Wireless System connects to compatible dust extractor with Bluetooth



Recommended Blade: B-57336



### Model Versions

SP001GZ03 Body Only

STANDARD EQUIPMENT: Wireless unit, TCT blade, hex wrench, tool bag.

Body only machines and products do not come with batteries or chargers.

## 40V Max XGT Brushless 305mm Slide Compound Mitre Saw

LS003G

Blade Diameter	305mm
Bore Diameter	30mm
No Load Speed	3,600 rpm
Max output	1,500 W
Max Mitre Range	60° to 60° (L-R)
Max Bevel Range	48° to 48° (L-R)
Net Weight	30.5 – 31.1kg

CAN BE PLACED AGAINST A WALL



### Model Versions

LS003GZ01 Body Only

STANDARD EQUIPMENT: TCT saw blade, dust bag, vice assembly, wireless unit, hex wrench.

Mitre Angle	Bevel Angle		
	45° (left)	0°	45° (right)
0°	71x363mm	107x363mm	54x363mm
45° (left and right)	71x255mm	107x255mm	54x255mm
60° (right)		92x185mm	

AWS: Auto-start Wireless System connects to compatible dust extractor with Bluetooth



Recommended Blade: B-67309



## 40V Max XGT Brushless 260mm Slide Compound Mitre Saw

LS004G

Blade Diameter	260mm
Bore Diameter	30mm
No Load Speed	3,600 rpm
Max Mitre Range	60° to 60° (L-R)
Max Bevel Range	48° to 48° (L-R)
Net Weight	26.6 – 27.2kg

CAN BE PLACED AGAINST A WALL



### Model Versions

LS004GZ01 Body Only

STANDARD EQUIPMENT: TCT saw blade, dust bag, hex wrench, vertical vice, accessory set, wireless unit.

Mitre Angle	Bevel Angle		
	45° (left)	0°	45° (right)
0°	42x310mm	68x310mm	29x305mm
45° (left and right)	42x218mm	68x218mm	29x215mm
60° (left and right)		68x155mm	

AWS: Auto-start Wireless System connects to compatible dust extractor with Bluetooth



Recommended Blade: B-64630



## 40V Max XGT Brushless 216mm Slide Compound Mitre Saw

LS002G

Blade Diameter	216mm
Bore Diameter	30mm
No Load Speed	4,800 rpm
Max Mitre Range	60° to 60° (L-R)
Max Bevel Range	48° to 48° (L-R)
Net Weight	16.4 – 17.0kg

CAN BE PLACED AGAINST A WALL



### Model Versions

LS002GZ01 Body Only

STANDARD EQUIPMENT: TCT saw blade, dust bag, triangular rule, vertical vice, hex wrench, wireless unit.

Mitre Angle	Bevel Angle		
	45° (left)	0°	45° (right)
0°	50x312mm	70x312mm	30x312mm
45° (left and right)	50x220mm	70x220mm	30x220mm
60° (right)		70x155mm	

AWS: Auto-start Wireless System connects to compatible dust extractor with Bluetooth



Recommended Blade: E-06987



40V Max XGT Brushless Reciprocating Saw

JR001G

Strokes per minute	Hi: 0 ~ 3,000spm Lo: 0 ~ 2,300 spm
Length of Stroke	32mm
Capacity in Wood	255mm
Capacity in Pipe	Ø130mm
Net Weight	4.2 ~ 4.5kg

Body only machines do not come with a carry case.



**Model Versions**  
**JR001GZ** Body Only  
STANDARD EQUIPMENT: blade set, tool bag.



40V Max XGT Brushless Reciprocating Saw

JR002G

Strokes per minute	0 ~ 3,000spm
Length of Stroke	32mm
Capacity in wood	255mm
Capacity in Pipe	130mm
Net Weight	4.6 ~ 5.8kg
Vibration:	
Cutting boards	8.5m/s²
Cutting Wooden beams	7.9m/s²

Body only machines do not come with a carry case.

ORBITAL MECHANISM




**Model Versions**  
**JR002GZ** Body Only  
STANDARD EQUIPMENT: blade set, carry case



40V Max XGT Pin Nailer

PT001G

Nail Length	15, 18, 25, 30, 35 mm
Nail Gauge	23Ga (0.6mm)
Magazine Capacity	100 pcs
Net Weight	2.4 ~ 3.0kg



**Model Versions**  
**PT001GZ02** Body Only + Case  
STANDARD EQUIPMENT: hook, nose adapter, hex wrench



STANDARD EQUIPMENT: carry case, nose adaptor, hex wrench, belt clip

40V Max XGT BL 18Ga Brad Nailer

FN001G

Nail Type	Brad Nail
Nail Length	15 ~ 40mm
Nail Gauge	18Ga
Magazine Capacity	100 pcs
Net Weight	2.6 ~ 3.2kg

Body only machines do not come with a carry case.



**Model Versions**  
**FN001GZ02** Body Only



40V Max XGT Brushless Random Orbit Sander

BO001/002/003/004CG

Max output power	370W	Net Weight	BO001CG 0.92kg
Orbits No-load	6,000 - 10,000opm		BO002CG 0.98kg
Abrasive disc			BO003CG 0.91kg
			BO004CG 0.96kg
BO001CG/BO003CG Circular	125mm		
BO002CG/BO004CG Circular	150mm		
Orbit diameter	BO001CG/BO002CG ø5		
	BO003CG/BO004CG ø3		
Power supply cord	1.6m		

ANTI-RESTART FUNCTION



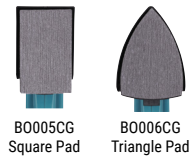
**Model Versions**  
**BO001CGZ** Body Only  
**BO002CGZ** Body Only  
**BO003CGZ** Body Only  
**BO004CGZ** Body Only  
STANDARD EQUIPMENT: Dust bag, Arm band complete, front cuff 22, battery adapter, Abrasive disc, pad saver.



40V Max XGT Brushless Orbit Sander

BO005CG  
BO006CG

Max output power	200W	ANTI-RESTART FUNCTION	
Orbits No-load	6,000 - 10,000opm		
Abrasive Pad			
	BO005CG Square 80x130mm		
	BO006CG Triangular 100x150mm		
Orbit diameter	ø3		
Power supply cord	1.6m		
Net Weight	0.93kg		



**Model Versions**  
**BO005CGZ** Square Pad Body Only  
**BO006CGZ** Triangle Pad Body Only  
STANDARD EQUIPMENT: Dust bag, arm band complete, Front cuff 22, Pad protector, Battery adapter, Abrasive paper, Pad saver.





# COSMOS

S Y S T E M



nebula



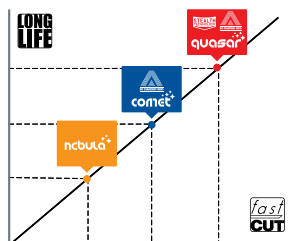
comet



quasar

## COSMOS RANGE

Powerfull diamond blades for every work.



## STEALTH TECHNOLOGY

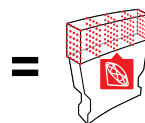
For lower vibrations and noise reduction.



Advanced technology utilising laminate blades which reduce resonance and run significantly quieter than traditional blades.

## 3DDG TECHNOLOGY

For faster cutting and longer tool life.



Allows each diamond grit to be placed in an even 3 dimensional pattern for unparalleled performance against traditional random distribution segments.

## 80V Max (40V Max x2) XGT Disc Cutter

CE001G

Max output power	3,600 W
Max Wheel diameter	355 mm
Bore diameter	25.4 mm
Max Wheel thickness	5.0 mm
Min Wheel thickness	2.0 mm
No load speed	5,300 rpm
Max Cutting Capacity	127 mm
Net Weight	12.3 – 14.1 Kg



## Model Versions

CE001GZ Body Only

STANDARD EQUIPMENT: Coupling sleeve, ring set, box wrench.

XGT BL MOTOR 40Vmax+40Vmax 80Vmax AFT

## 80V Max (40V Max x2) XGT Disc Cutter

CE002G

Max output power	4,000 W
Max Wheel diameter	355 mm
Bore diameter	25.4 mm
Max Wheel thickness	4.0 mm
No load speed	4,200 rpm
Max Cutting Capacity	127 mm
Net Weight	13.1 – 15.1 Kg



## Model Versions

CE002GZ01 Body Only

STANDARD EQUIPMENT: Diamond wheel, ring set, hose clamp, box wrench, wireless unit.

XGT BL MOTOR 40Vmax+40Vmax 80Vmax AWS AFT

## CE001G & CE002G FEATURES AND BENEFITS

### Low Vibration Mechanism

Equipped with anti-vibration housing with built-in spring to absorb the vibration from cutting to integrated front and rear handles.



### Direct Connection to Dust Extraction Unit (M-Class)

This is a dry cutting model and designed to allow for use with a dust extractor. This allows for operation in situations where use of water suppression should be avoided, such as indoor use. The CE002G connects to compatible dust extractor via Bluetooth allowing auto start and stop via the machines trigger pull.



### Cost Saving of 75% Over Petrol (EK6100)

Cutting a 25N concrete kerb stone for 41.2m at 125mm depth  
 • CE001G/CE002G = £0.34  
 (Average energy price per kW h March 2022)  
 • EK6100 = £1.37  
 (Average petrol price per litre March 2022)

### Run Time

Cutting a 25N concrete kerb stone for 41.2m at 125mm depth  
 • CE001G/CE002G = 40V 5.0Ah batteries charged 2.5 times  
 • EK6100 = 1 full tank of fuel

### Reduced Maintenance Costs

• No need to regularly replace air filters, recoil rope, cylinder or piston

### Environmental Benefits


• Zero emissions  
 • Reduced vibration  
 • No need to mixing petrol and oil  
 • No need to transport fuel



FULL RANGE



YouTube



Body only machines and products do not come with batteries or chargers.

40V Max XGT Brushless 230mm Angle Grinder GA038G

Wheel Diameter	230mm
Bore Diameter	22.23mm
Max Wheel Thickness	6.5mm
Switch Type	Paddle Switch
No Load Speed	6,600rpm
Net Weight	4.6 – 7.4kg

**PADDLE SWITCH  
ANTI-RESTART**

AWS: Auto-start Wireless System connects to compatible dust extractor with Bluetooth



Body only machines do not come with a carry case.



**Model Versions**  
GA038GZ07 Body Only

STANDARD EQUIPMENT: Side handle, lock nut wrench, wireless unit.



40V Max XGT Brushless 115mm Angle Grinder GA004G

Wheel Diameter	115mm
Bore Diameter	22.23mm
Max Wheel Thickness	7.2mm
No Load Speed	8,500rpm
Switch Type	Slide Switch
Net Weight	2.9 – 3.6kg

**SLIDE SWITCH  
ANTI-RESTART**

Body only machines do not come with a carry case.



**Model Versions**  
GA004GZ01 Body Only + Case

STANDARD EQUIPMENT: Grinding wheel, side handle, lock nut wrench.



40V Max XGT Brushless 115mm Angle Grinder GA022G

Wheel Diameter	115mm
Bore Diameter	22.23mm
Max Wheel Thickness	7.2mm
No Load Speed	3,000 - 8,500rpm
Switch Type	Slide Switch
Net Weight	3.0-3.6kg

**SLIDE SWITCH  
ANTI-RESTART**

AWS: Auto-start Wireless System connects to compatible dust extractor with Bluetooth



Body only machines do not come with a carry case.



**Model Versions**  
GA022GZ01 Body Only + Case

STANDARD EQUIPMENT: Grinding wheel, side handle, lock nut wrench.



40V Max XGT Brushless 115mm Angle Grinder GA012G

Wheel Diameter	115mm
Bore Diameter	22.23mm
Max Wheel Thickness	7.2mm
No Load Speed	8,500rpm
Switch Type	Paddle Switch
Net Weight	3.0 – 3.6kg

**PADDLE SWITCH  
ANTI-RESTART**

Body only machines do not come with a carry case.



**Model Versions**  
GA012GZ01 Body Only + Case

STANDARD EQUIPMENT: Grinding wheel, side handle, lock nut wrench, carry case.



40V XGT Brushless 115mm Angle Grinder GA028G

Wheel Diameter	115mm
Bore Diameter	22.23mm
Max Wheel Thickness	7.2mm
No Load Speed	3,000 - 8,500rpm
Switch Type	Paddle Switch
Net Weight	3.0-3.6kg

**PADDLE SWITCH  
ANTI-RESTART**

AWS: Auto-start Wireless System connects to compatible dust extractor with Bluetooth



**Model Versions**  
GA028GZ01 Body Only + Case

STANDARD EQUIPMENT: Grinding wheel, side handle, lock nut wrench, carry case.



40V Max XGT Brushless 115mm Angle Grinder GA040G

Wheel Diameter	115mm
Bore Diameter	22.23 mm
Max Wheel Thickness	6 mm
Switch Type	Slide switch
No Load Speed	3,000 - 8,500 rpm
Net Weight	3.0 – 5.3 Kg

**SLIDE SWITCH  
ANTI-RESTART**

AWS: Auto-start Wireless System connects to compatible dust extractor with Bluetooth



**Model Versions**  
GA040GZ01 Body Only + Case

STANDARD EQUIPMENT: Cutting wheel cover set, side handle, grinding wheel, carry case.





40V Max XGT Brushless 115mm Angle Grinder

GA043G

Wheel Diameter	115mm	<b>PADDLE SWITCH</b> <b>ANTI-RESTART</b>
Bore Diameter	22.23 mm	
Max Wheel Thickness	6 mm	
Switch Type	Paddle Switch	
No Load Speed	3,000 - 8,500 rpm	
Net Weight	3.0 – 5.4 Kg	



**Model Versions**  
GA043GZ01 Body Only + Case

STANDARD EQUIPMENT: Cutting wheel cover set, side handle, grinding wheel, carry case.



40V Max XGT Brushless 115mm Angle Grinder

GA049G

Wheel Diameter	115mm	<b>PADDLE SWITCH</b> <b>ANTI-RESTART</b>
Bore Diameter	22.23mm	
Max Wheel Thickness	7.2mm	
Switch Type	Paddle switch	
No Load Speed	11,000 rpm	
Net Weight	3.0 – 5.4 Kg	



**Model Versions**  
GA049GZ01 Body Only + Case

STANDARD EQUIPMENT: Depressed centre wheel, side handle, lock nut wrench, carry case.



40V Max XGT Brushless 125mm Angle Grinder

GA005G

Wheel Diameter	125mm	<b>SLIDE SWITCH</b> <b>ANTI-RESTART</b>
Bore Diameter	22.23mm	
Max Wheel Thickness	7.2mm	
No Load Speed	8,500rpm	
Switch Type	Slide Switch	
Net Weight	2.9 – 3.6kg	



**Model Versions**  
GA005GZ01 Body Only + Case

STANDARD EQUIPMENT: grinding wheel, side handle, lock nut wrench, carry case.



40V Max XGT Brushless 125mm Angle Grinder

GA023G

Wheel Diameter	125mm	<b>SLIDE SWITCH</b> <b>ANTI-RESTART</b>
Bore Diameter	22.23mm	
Max Wheel Thickness	7.2mm	
No Load Speed	3,000 - 8,500rpm	
Switch Type	Slide Switch	
Net Weight	3.0-4.4kg	



**Model Versions**  
GA023GZ01 Body Only + Case

STANDARD EQUIPMENT: Grinding wheel, side handle, lock nut wrench, carry case.



40V Max XGT Brushless 125mm Angle Grinder

GA013G

Wheel Diameter	125mm	<b>PADDLE SWITCH</b> <b>ANTI-RESTART</b>
Bore Diameter	22.23mm	
Max Wheel Thickness	7.2mm	
No Load Speed	8,500rpm	
Switch Type	Paddle Switch	
Net Weight	3.0 – 3.6kg	



**Model Versions**  
GA013GZ01 Body Only + Case

STANDARD EQUIPMENT: Grinding wheel, side handle, lock nut wrench, carry case.



40V Max XGT Brushless 125mm Angle Grinder

GA029G

Wheel Diameter	125mm	<b>PADDLE SWITCH</b> <b>ANTI-RESTART</b>	AWS: Auto-start Wireless System connects to compatible dust extractor with Bluetooth
Bore Diameter	22.23mm		
Max Wheel Thickness	7.2mm		
No Load Speed	3,000 - 8,500rpm		
Switch Type	Paddle Switch		
Net Weight	3.0-4.5kg		



**Model Versions**  
GA029GZ01 Body Only + Case

STANDARD EQUIPMENT: Grinding wheel, side handle, lock nut wrench, carry case.



40V Max XGT Brushless 125mm Angle Grinder GA041G

Wheel Diameter	125mm
Bore Diameter	22.23mm
Max Wheel Thickness	6mm
Switch Type	Slide switch
No Load Speed	3,000 - 8,500rpm
Net Weight	3.0 - 5.3Kg

**SLIDE SWITCH**  
**ANTI-RESTART**

AWS: Auto-start Wireless System connects to compatible dust extractor with Bluetooth



**Model Versions**  
GA041GZ01 Body Only + Case

STANDARD EQUIPMENT: Cutting wheel cover set, side handle, grinding wheel, carry case.



40V Max XGT Brushless 125mm Angle Grinder GA044G

Wheel Diameter	125 mm
Bore Diameter	22.23 mm
Max Wheel Thickness	6 mm
Switch Type	Paddle Switch
No Load Speed	3,000 - 8,500 rpm
Net Weight	3.0 - 5.4 Kg

**PADDLE SWITCH**  
**ANTI-RESTART**

AWS: Auto-start Wireless System connects to compatible dust extractor with Bluetooth



**Model Versions**  
GA044GZ01 Body Only + Case

STANDARD EQUIPMENT: Cutting wheel cover set, side handle, grinding wheel, carry case.



40V Max XGT Brushless 125mm Angle Grinder GA050G

Wheel Diameter	125mm
Bore Diameter	22.23mm
Max Wheel Thickness	7.2mm
Switch Type	Paddle switch
No Load Speed	11,000 rpm
Net Weight	3.0 - 5.4Kg

**PADDLE SWITCH**



**Model Versions**  
GA050GZ01 Body Only + Case

STANDARD EQUIPMENT: Grinding wheel, side handle, lock nut wrench, carry case.



40V Max XGT Brushless 185mm Metal Cutter CS002G

Blade Diameter	185mm
Bore Diameter	30mm
No Load Speed	3,500 rpm
Max Capacity at 0°	67 mm
Net Weight	4.2 - 5.4 Kg

**ANTI-RESTART**



**Model Versions**  
CS002GZ01 Body Only + Case

STANDARD EQUIPMENT: Guide rule, TCT saw blade, hex wrench, tool bag, carry case.



40V Max XGT Brushless Portable Band Saw PB002G

Blade Length	1,140 mm
Blade Width	13 mm
Blade Thickness	0.5 mm
Blade Speed	0 - 3.2 m/s
Capacity: Round Pipe	127 mm
Capacity: Square Pipe	127x 127 mm
Net Weight	6.6 - 7.8 Kg

**ANTI-RESTART**



**Model Versions**  
PB002GZ Body Only

STANDARD EQUIPMENT: Band saw blade, hex wrench.



40V Max XGT Brushless 180mm Polisher PV001G

Max Output	940W
Brush pad capacity	180mm
Pad Diameter	165 mm
Spindle thread size	M14
No Load Speed	0 - 2,200 rpm
Net Weight	3.0 - 4.4 Kg



**Model Versions**  
PV001GZ Body Only

STANDARD EQUIPMENT: Accessory set, sleeve, loop handle, dust cover, wool pad, carry case.





40V Max XGT Brushless Vibrating Poker

VR001G

Max output	550W
Vibration:	
Power mode	15,500 vpm
Normal mode	12,000 vpm
Net Weight	2.1 – 3.4 Kg

**ANTI-RESTART**

Body only machines do not come with a carry case.



**Model Versions**

**VR001GZ** Body Only

STANDARD EQUIPMENT: Wrench.



40V Max XGT Brushless Mixer

UT001G

No Load Speed H/L	0 – 920 / 0 – 500 rpm
Tool Holder Shank	M12 / M14
Max Paddle Diameter	240 mm (9-1/2")
Net Weight	5.7 – 7.0 Kg

**ANTI-RESTART**

Body only machines do not come with a carry case.



**Model Versions**

**UT001GZ02** Body Only

STANDARD EQUIPMENT: Shaft complete, shaft holder, mixing blade, wrench, hex bolt



40V Max XGT Brushless Power Washer

HW001G

Pump Speed Mode 1/ 2/ 3	1,870/2,580/3,350 rpm	Max Water Flow	7.0 L/min
Regular Pressure Mode 1/2/3	30/55/85bar	Max Water Feed Temperature	40 °C
Max Permissible Pressure	115 bar	Run time 2x 5.0Ah Mode 1/2/3	60/30/18 mins
Regular Flow Pressure Mode 1/2/3	3.0/4.2/5.5 L/min	Net Weight	8.5 – 13.4kg



**Model Versions**

**HW001GZ** Body Only

STANDARD EQUIPMENT: Hose assembly, strainer assembly, trigger gun, cyclone jet nozzle, high pressure hose 5m, extension set, vario spray nozzle set, connector set.



40V Max XGT Brushless Dust Blower

AS001G

Max Air Volume	0 – 1.1 m3/min	Mode 3	0 – 2.3 N
(Without Nozzle in mode 4)		Mode 4	0 – 2.8 N
Max Air Velocity	0 – 200 m/s	Max Sealed Suction	10.3 kPa
(With Nozzle 7 in mode 4)		(with air vent hose complete)	
Max pressure	0 – 29.7 kPa	Net Weight	1.5 – 2.3 Kg
(With Nozzle 7 in mode 4)			
Blowing Force:			
Mode 1	1 – 1.1 N		
Mode 2	0 – 1.7 N		

**4 STAGE AIR VOLUME SETTINGS**



**Model Versions**

**AS001GZ05** Body Only + Case

STANDARD EQUIPMENT: Wide range nozzle, nozzle 3, nozzle 7, nozzle 13, pinch valve nozzle, accessory bag, tool bag, carry case.



40V Max XGT Inflator

MP001G

Max Air Pressure	1,110kPa (161 PSI)	<b>3X INFLATION SETTINGS</b>
Air Discharge Amount		
	24 litres/min (at 200 kPa)	
	12 litres/min (at 700 kPa)	
	7 litres/min (at 1,100 kPa)	
Hose length	65cm	
Net Weight	2.2-3.5kg	



**Model Versions**

**MP001GZ02** Body Only + Case

STANDARD EQUIPMENT: British adaptor, french adaptor, sport ball needle adaptor, swim ring adaptor, carry case.



40V Max XGT Brushless Air Compressor

AC001G

Motor shaft	6,000 rpm	Body only machines do not come with a carry case.
Crank shaft	2,075 rpm	
Air flow	34 at 0.62MPa L/min	
Max Pressure	0- 134 PSI	
No of outlets	1	
Max air pressure in tank	0.93 MPa	
Cut in pressure/ Cut out pressure	0.72 / 0.93 MPa	
Tank Capacity	7.6 L	
Net Weight	10.1 – 11.3Kg	



## 40V Max XGT / 18V LXT Cooler & Warmer Box 50L

CW002G

Cooling Capacity	-18 to 10°C
Warming Capacity	30 to 60°C
Capacity	50L
Run Time 2x 5.0Ah	10 hours at -18°C
	24.5 hours at 5°C
	6 hours at 60°C
Net Weight	25.2kg

7X COOLING TEMPERATURE SETTINGS  
7X WARMING TEMPERATURE SETTINGS



### Model Versions

CW002GZ Body Only

STANDARD EQUIPMENT: 12V/24V DC car socket adaptor.

## 40V Max XGT / 18V LXT Cooler & Warmer Box 20L

CW001G

Cooling Capacity	-18 to 10°C
Warming Capacity	30 to 60°C
Capacity	20L
Run Time 2x 5.0Ah	10 hours at -18°C
	28 hours at 5°C
	8.5 hours at 60°C
Net Weight	13.5 – 13.8kg

7X COOLING TEMPERATURE SETTINGS  
7X WARMING TEMPERATURE SETTINGS



### Model Versions

CW001GZ Body Only

STANDARD EQUIPMENT: Shoulder belt, 12V/24V DC car socket adaptor.

## 40V Max XGT / 18V LXT Cooler & Warmer Box 7L

CW003G

Cooling Capacity	-18 to 10°C
Warming Capacity	30 to 60°C
Capacity	7L
Run Time 2x 4.0Ah	5.5 hours at -18°C
	13.5 hours at 5°C
	5.5 hours at 60°C
Net Weight	7.5 – 9.4Kg

7X COOLING TEMPERATURE SETTINGS  
7X WARMING TEMPERATURE SETTINGS



### Model Versions

CW003GZ Body Only

STANDARD EQUIPMENT: Shoulder belt, AC adaptor.

## 40V Max XGT / 18V LXT Portable Fan

CF003G

Fan Diameter	450 mm
Max Air Speed	96 – 300 m³/min
Air Flow	38 – 120 m³/min
Run time with BL4040	
With Oscillation	110 mins
Without Oscillation	115 mins
Net Weight	7.9 – 10.5kg

3-SPEED SETTINGS  
AUTO OSCILLATION

Body only machines do not come with a carry case.



### Model Versions

CF003GZ Body Only

STANDARD EQUIPMENT: AC power adaptor.



## 40V Max XGT Portable Fan

CF002G

Fan Diameter	330mm
Max Air Speed (Hi/Med/Low)	
	240 / 170 / 120 m/min
Air Flow (Hi/Med/Low)	
	21 / 15 / 10 m³/min
Run time with BL4040 (Hi/Med/Low)	
With Oscillation	305 / 610 / 970 mins
Without Oscillation	
	320 / 640 / 1,020 mins
Net Weight	3.8-5.1kg

3-SPEED SETTINGS  
AUTO OSCILLATION

Body only machines do not come with a carry case.

### Model Versions

CF002GZ Body Only

STANDARD EQUIPMENT: AC power adaptor.



## 40V Max XGT Swing Fan

CF001G

Max Air Speed (H/M/L)	
	190 / 150 / 120 m/min
Air Flow (H/M/L)	8.2 / 6.5 / 5.2 m³/min
Fan Diameter	235mm
Run Time (2.5Ah)	
Without Oscillation (H/M/L)	
	410 / 550 / 730 mins
With Oscillation (H/M/L)	
	370 / 500 / 665 mins
Net Weight	2.0-3.0 kg

3-SPEED SETTINGS

Body only machines do not come with a carry case.

### Model Versions

CF001GZ Body Only

STANDARD EQUIPMENT: AC power adaptor.





## 40V Max XGT Microwave

MW001G

Cavity Capacity	8L
Cavity Base Shape	Flat plate
Microwave power	350 – 500W
Operating frequency	2,450MHz
Cavity Dimensions	
	W 255x D 241x H 120mm
Net Weight	8.9 – 12.7Kg



## Model Versions

MW001GZ Body Only



## 40V Max XGT Kettle

KT001G

Water tank capacity	0.8L
Dimensions (Lx Wx H)	233x 322x 307 mm
Boiling time of 0.8L water	
	8 mins (23°C water)
	9 mins (10°C water)
Amount of 23°C water boiled on 2x fully charged batteries	
	1.2L (with two BL4025)
	2.2L (with two BL4040)
Net Weight	2.8 – 5.9kg



## Model Versions

KT001GZ Body Only



## 40V Max XGT Brushless Vacuum Sweeper

VS001G

No Load Speed Main brush	500rpm	Cleaning capacity	2,600 m <sup>2</sup> per hour
Standard mode	350rpm	Cleaning width	480mm
Quiet mode	160rpm	Cleaning width with side brush	650mm
No Load Speed Side brush	115rpm	Dust type	Dry only
Standard mode	15.6L	Net Weight	29.9 - 44.0kg
Quiet mode	24L		
Dust collection volume	200 mins with two 8.0Ah batteries in standard mode		
Dust container capacity			
Continuous run time			

**2 SPEED SETTING**  
**ANTI-RESTART FUNCTION**  
**MODE MEMORY FUNCTION**



## Model Versions

VS001GZ Body Only

## 40V Max XGT Brushless Upright Vacuum Cleaner

VC010G

Max Air Flow	1.8 m <sup>3</sup> /min
Max Sealed Suction	15 kPa
Suction Power	Max 110W
	Normal 50W
	Low 25W
Run Time 1x 5.0Ah (M/N/L)	
	25 / 50 / 100 mins
Dust Capacity	5L
Net Weight	8.0-9.2kg



## Model Versions

VC010GZ Body Only

STANDARD EQUIPMENT: Long sash nozzle, round brush, filter bag set.



## 40V Max XGT Brushless Vacuum

CL003G

Max Air Flow	1.0 m <sup>3</sup> /min
Max Sealed Suction	20 kPa
Suction Power	15 / 35 / 60 / 100 W
Dust Capacity	250 ML
Net Weight	1.9 – 3.0kg



## Model Versions

CL003GZ04 Body Only

STANDARD EQUIPMENT: Nozzle assembly, crevice nozzle, pipe, nozzle holder.



## 40V Max XGT Brushless Vacuum

CL002G

Max Air Flow	1.2 m <sup>3</sup> /min
Max Sealed Suction	21 kPa
Suction Power	20 / 45 / 70 / 125 W
Capacity:	
Cloth dust bag	500ml
Paper dust bag	330ml
Net Weight	1.8 – 3.0kg



## Model Versions

CL002GZ03 Body Only

STANDARD EQUIPMENT: Nozzle assembly, paper filter set, Battery cover, sash nozzle, pipe, nozzle holder.



## 40V Max XGT Brushless Vacuum

CL001G


Max Air Flow	1.2 m <sup>3</sup> /min
Max Sealed Suction	21 kPa
Suction Power	20 / 45 / 70 / 125 W
Capacity	0.73 L
Net Weight	1.7-2.3kg



## Model Versions

CL001GZ04 Body Only

STANDARD EQUIPMENT: Nozzle, straight pipe, sash nozzle.



40V Max XGT Brushless Backpack Vacuum Cleaner VC008G

Machine Type	Dry	DRY TYPE
Max Sealed suction	18 kPa	
Max Air Volume	2.4m3/min	
Suction Power	25/55/100/195W	
Paper dust bag capacity	2.0L	
Cloth dust bag capacity	1.5L	
Net Weight	4.1 - 5.3 Kg	







**Model Versions**  
VC008GZ02 Body Only

STANDARD EQUIPMENT: Nozzle assembly, bent pipe assembly, telescopic pipe, hose, filter bag, hose band, nozzle.

40V Max XGT Brushless Backpack Vacuum Cleaner VC011G

Machine Type	Dry	DRY TYPE
Max Sealed Suction	20 kPa	
Max Air Volume	2.4 m³/min	
Suction Power Mode 1/2/3/4	25/ 55/ 100/ 195 W	
Paper dust bag capacity	6.0 L	
Cloth dust bag capacity	5.5 L	
Net Weight	6.4 – 9.5kg	







**Model Versions**  
VC011GZ Body Only

STANDARD EQUIPMENT: Dust bag, nozzle, Long sash nozzle, Hose, hose band, Telescopic pipe, Filter bag.

40V Max XGT Brushless Backpack Vacuum Cleaner VC009G

Machine Type	Dry	DRY TYPE
Max Sealed suction	18 kPa	
Max Air Volume	1.9m3/min	
Suction Power	45 / 85 / 165W	
Paper dust bag capacity	2.0L	
Cloth dust bag capacity	1.5L	
Net Weight	4.1 - 5.3 Kg	







**Model Versions**  
VC009GZ03 Body Only

STANDARD EQUIPMENT: Hose, filter bag, hose band, wireless unit set, front cuff 22/24.

40V Max XGT Brushless Backpack Vacuum Cleaner VC012G

Machine Type	Dry	DRY TYPE
Max Sealed Suction	20 kPa	
Max Air Volume	2.4 m³/min	
Suction Power Mode 1/2/3/4	25/ 55/ 100/ 195 W	
Paper dust bag capacity	6.0 L	
Cloth dust bag capacity	5.5 L	
Net Weight	6.4 – 9.5kg	







**Model Versions**  
VC012GZ01 Body Only

STANDARD EQUIPMENT: Dust bag, hose, hose band, filter bag, front cuff 22/24.

80V Max (40V Max x2) XGT Brushless M Class Dust Extractor VC006GM

Machine Type	Wet & Dry	Wet Capacity	30 L
Max Air Flow:		Dry Capacity	40 L
At Hose end ø38 x 2.5m hose		Net Weight	18.4 – 20.8 Kg
	3.7 m3 / min		
At Turbine ø28 x 3.5m hose			
	4.9 m3 / min		
Max Sealed Suction	18 kPa		
Suction Power:			
Max ø38 x 2.5m hose	350 W		
Min ø38 x 2.5m hose	75 W		











**Model Versions**  
VC006GMZ01 Body Only

STANDARD EQUIPMENT: Nozzle assembly, 28mm x 3.5mm hose, 38mm x 2.5m hose, filter bag, wireless unit, straight pipe, bent pipe, corner nozzle, front cuff 22, front cuff 24, cap, stopper.

40V Max XGT Brushless L Class Dust Extractor VC001GL

Machine Type	Wet and Dry	WET AND DRY TYPE
Max Air Flow	3.2m3	
Max Sealed Suction	23kPa	
Suction Power:		
With ø32x 1.7m hose	265W	
Wet Capacity	6L	
Dry Capacity	8L	
Net Weight	8.1 – 10.0Kg	








**Model Versions**  
VC001GLZ Body Only

STANDARD EQUIPMENT: Nozzle assembly, telescopic pipe, bent pipe, 32mm x 1.7m hose, poly bag set, multi hook, stopper, long sash nozzle




40V Max XGT Brushless L Class Dust Extractor VC002GL


Machine Type	Airborne particles	AIRBORNE PARTICLES HEPA FILTER	
Max Air Flow	1.8m3		
Max Sealed Suction	23kPa		
Suction Power:			
With ø38 x 2.5m hose	205W		
Dry Capacity	8L		
Net Weight	8.3 – 11.4 Kg		



**Model Versions**  
VC002GLZ01 Body Only


STANDARD EQUIPMENT: Nozzle assembly, Bent pipe, straight pipe, 38mm x 2.5m, 28mm x 3.5mm Hose, Poly bag set, corner nozzle, Multi hook, Front cuff 22, Front cuff 24, Stopper, wireless unit.






40V Max XGT Brushless L Class Dust Extractor VC003GL


Machine Type	Wet and Dry	WET AND DRY TYPE	
Max Air Flow	3.2m3		
Max Sealed Suction	23kPa		
Suction Power:			
With ø32x 1.7m hose	265W		
Wet Capacity	12L		
Dry Capacity	15L		
Net Weight	8.4 – 10.3Kg		



**Model Versions**  
VC003GLZ Body Only


STANDARD EQUIPMENT: Nozzle assembly, telescopic pipe, bent pipe, 32mm x 1.7m hose, poly bag set, multi hook, stopper, long sash nozzle.






40V Max XGT Brushless L Class Dust Extractor VC004GL

Machine Type	Airborne particles	AIRBORNE PARTICLES HEPA FILTER	
Max Air Flow	1.8m3		
Max Sealed Suction	23kPa		
Suction Power:			
With ø38 x 2.5m hose	205W		
Dry Capacity	15L		
Net Weight	8.6 – 11.7 Kg		



**Model Versions**  
VC004GLZ01 Body Only


STANDARD EQUIPMENT: Nozzle assembly, bent pipe, straight pipe, 38mm x 2.5m, 28mm x 3.5mm hose, poly bag set, corner nozzle, multi hook, front cuff 22, front cuff 24, stopper, wireless unit.






40V Max XGT Brushless L Class Dust Extractor VC005GL


Machine Type	Dry	DRY TYPE	
Max Air Flow	2.8m3		
Max Sealed Suction	23kPa		
Suction Power:			
With ø32x 1.7m hose	265W		
Dry Capacity	8 L		
Net Weight	7.9 – 11.0 Kg		



**Model Versions**  
VC005GLZ Body Only

STANDARD EQUIPMENT: Nozzle assembly, telescopic pipe, bent pipe, 32mm x 1.7m hose, poly bag set, multi hook, stopper, long sash nozzle.





40V Max XGT Brushless Earth Auger DG001G

No Load Speed (High)	0-1, 500 rpm	Capacity (Low resistance soil)	200mm
No Load Speed (Low)	0 – 400 rpm	Max Torque (H/L)	55 / 136Nm
Chuck Capacity	2 – 13mm	Net Weight	7.2 – 8.1Kg
Max Drilling Capacity	200mm		
Capacity (High resistance soil)	150mm		



**Model Versions**  
DG001GZ05 Body Only

STANDARD EQUIPMENT: Chuck key, hex wrench, adaptor x2.





40V Max XGT LED Worklight ML009G

LED	96	MEMORY FUNCTION MODE
Lumens	10,000	
Rotation	-30 to 210 degrees	

**Model Versions**  
ML009G Body Only  
ML009GX Body Only





## XGT CORDLESS

### 40V Max XGT LED Worklight

ML005G

LED	40
Lumens	3,600
Rotation	-30 to 210 degrees

**MEMORY FUNCTION MODE**



#### Model Versions

ML005G Body Only

### 40V Max XGT LED Worklight

ML003G

LED	20
Lumens	1,100
Rotation	-30 to 210 degrees

**MEMORY FUNCTION MODE**



#### Model Versions

ML003G Body Only

### 40V Max XGT / 18V LXT LED Upright Light

ML010G

Power Source	18V LXT / 40V XGT Battery or Mains 110/240V
Lumen	High: 5,500 lumens Medium: 3,000 lumens Low: 1,500 lumens
Modes	360° / 180° Left or Right

Power socket can be used to chain multiple upright lights together

Self-righting design keeps work light in an upright position when knocked



#### Model Versions

ML010G Body Only

### 40V Max XGT LED Foldable Bar Light

ML012G

LED	42 (Lower Bar 24, Upper Bar 18)
Lumen	High: 1,700 lumens Medium: 800 lumens Low: 400 lumens
Modes	390° / 180° (7 positions)
Mounting width	Telescopic hook 1,130-1900mm



#### Model Versions

ML012G Body Only

### 40V Max XGT Torch

ML007G

Long beam max distance	640m
Lumens	1,250
Lighting modes	4
Head swivel	90 degrees



#### Model Versions

ML007G Body Only

### 40V Max XGT LED Torch

ML001G

LED	0.5W x 4
Lumen	160
Pivoting head	12 position
Positive stops	0° to 170°



#### Model Versions

ML001G Body Only

### 40V Max XGT LED Tube Torch

ML002G

LED All Round	0.5W x 20
LED Single light	2W x 1
Lumens	710
USB Port	2.4Amp




#### Model Versions

ML002G Body Only

### 40V Max XGT LED Torch

ML006G

LED	18
Lumens	500
Head fold	7 positive stops
Head Rotates	left and right
Modes	3



#### Model Versions

ML006G Body Only

### 40V Max XGT LED Torch & USB Adaptor

ML011G

LED	0.5W x 4
Lumen	300
Lighting modes	3
USB Ports	1



#### Model Versions

ML011G Body Only

### 40V Max XGT USB Adaptor

DEAADP001G

USB Ports	2
-----------	---



#### Model Versions

DEAADP001G Body Only

### 40V Max XGT Brushless 2 Piece Kit

DK0176G205

Impact Driver	TD003G
Combi Drill	HP001G
Batteries	BL4025 (x2)
Charger	DC40RA
821551-8	Makpac Type 3



#### Model Versions

DK0176G205 2x 2.5Ah

STANDARD EQUIPMENT: Fast charger, battery cartridge, carry case

## XGT CORDLESS





LXT CORDLESS

18V LXT Brushless Rotary Hammer

DHR171

Capacity in Concrete	17mm
Capacity in Steel	10mm
Capacity in Wood	13mm
No Load Speed	0 – 680rpm
Blows per minute	0 – 4,800bpm
Impact Energy	1.2J
Net Weight	2.1-2.8kg



Model Versions

DHR171Z Body Only

STANDARD EQUIPMENT: Side handle, depth gauge.



1.2 Joules



18V LXT Rotary Hammer

DHR165

Capacity in concrete	16mm
Capacity in steel	13mm
Capacity in wood	24mm
Max output	400W
No load speed	0 - 1,600rpm
Blows per minute	0 - 5,300bpm
Impact energy	1.3J
Vibration	12.0m/s <sup>2</sup>
Net weight	2.3-3.0kg



Model Versions

DHR165ZJ Body Only

STANDARD EQUIPMENT: Side grip, depth gauge, carry case.



1.3 Joules



18V LXT Rotary Hammer

DHR202

Max. in steel	13mm
Max. in wood	26mm
Max. in concrete	20mm
No load speed	0-1,100rpm
Blows per minute	0-4,000bpm
Vibration	RH: 14.5m/s <sup>2</sup> HO: 11.0m/s <sup>2</sup>
Impact energy per stroke	2.0J
Net weight	3.2-4.0kg

Body only machines do not come with a carry case.



Model Versions

DHR202RTJ 2x 5.0Ah

DHR202RT1J 1x5.0Ah

DHR202Z Body Only

STANDARD EQUIPMENT: Fast charger, battery cartridges, side handle, depth stop, carry case.



2.0 Joules



18V LXT Rotary Hammer

DHR241

Max in steel	13mm
Max in wood	26mm
Max in concrete	20mm
No load speed	0-1100rpm
Blows per minute	0-4000bpm
Vibration	RH: 12.5m2 HO: 9.5m2
Impact energy per stroke	2.0J
Net weight	3.2-4.0kg

Body only machines do not come with a carry case.



Model Versions

DHR241Z Body Only

STANDARD EQUIPMENT: Side handle, depth stop.



2.0 Joules



18V LXT Brushless Power Scraper

DHK180

Blows per Minute	0 – 3,200bpm
Impact Energy per Stroke	3.1J
Net Weight	3.3 – 3.6kg

Body only machines do not come with a carry case.



Model Versions

DHK180RTJ 2x 5.0Ah

DHK180Z Body Only

STANDARD EQUIPMENT: Fast charger, battery cartridges, hook, Bull point chisel, Cold chisel, Tile chisel, carry case.



3.1 Joules



18V LXT 4 Function Combi Drill

DTP141

Capacity in steel	10mm
Capacity in wood	21mm
Capacity in masonry	8mm
Driving shank	6.35mm (1/4") Hex
No load speed	0-1,300/0-2,200/0-2,700rpm
Impact drive	0-700/0-2,700rpm
Drill / hammer drill	0-300/0-1,100rpm
Screwdriver	
Impact rate	
Impact drive	0-1,200/0-2,400/0-3,200ipm
Hammer drive	0-8,400/0-32,400ipm
Max torque	150Nm
Torque settings	
Screwdriver	18 + Teks screw mode
Net weight	1.5-1.9kg

COMPACT & LIGHTWEIGHT  
ELECTRONIC CLUTCH  
BATTERY 'FUEL' GAUGE

Body only machines do not come with a carry case.



Model Versions

DTP141Z Body Only

STANDARD EQUIPMENT: Belt clip.



LXT CORDLESS



LXT CORDLESS

18V LXT Brushless Combi Drill

DHP486

Max in Masonry	16mm	Torque Settings	21 + Drill
Max in Steel	13mm	Max Fastening Torque (S/H)	65 / 130 Nm
Max in Wood	76mm		
Chuck Capacity	1.5 - 13mm	Net Weight	2.3 - 2.7kg
No Load Speed	0 - 2,100 rpm (Hi)		
	0 - 550 rpm (Lo)		
Blows per Minute	0 - 31,500 bpm (Hi)		
	0 - 8,250 bpm (Lo)		


2

FORWARD  
MAX  
130  
N.m  
REVERSE

LXT

BL  
MOTOR

METAL  
GEAR BOX



Body only machines do not come with a carry case.

18V LXT Brushless Combi Drill

DHP489

Max in Masonry	16mm	Torque Settings	21 stages
Max in Steel	13mm	Max Fastening Torque S/H	40 / 73Nm
Max in Wood	38mm	Net Weight	1.8 - 2.5Kg
Chuck Capacity	1.5 - 13mm		
No Load Speed Hi	0 - 1,800rpm		
No Load Speed Low	0 - 550rpm		
Blows per minute Hi	0 - 27,000ipm		
Blows per minute Low	0 - 8,250ipm		


2

FORWARD  
MAX  
73  
N.m  
REVERSE

LXT

BL  
MOTOR

METAL  
GEAR BOX



Body only machines do not come with a carry case.

18V LXT Combi Drill

DHP482


Max. in Masonry	13mm	Blows per Minute	Hi: 0 - 28,500bpm
Max. in Steel	13mm		Low: 0 - 9,000bpm
Max. in Wood	38mm	Net Weight	1.5-1.8kg
Max. Fastening Torque S/H	36/62 Nm		
Chuck Capacity	1.5 - 13mm		
Torque Settings	21 + Drill		
No Load Speed	Hi: 0 - 1,900rpm		
	Low: 0 - 600rpm		

2

FORWARD  
MAX  
62  
N.m  
REVERSE

LXT

METAL  
GEARS



Body only machines do not come with a carry case.

LXT CORDLESS

18V LXT Brushless Combi Drill

DHP487

Max in Steel	13mm	COMPACT LENGTH 164mm
Max in Wood	36mm	
Max in Masonry	13mm	
Chuck Capacity	1.5 - 13mm	
Torque Settings	20 + Drill	
Max fastening Torque (S/H)	25 / 40 Nm	
No Load Speed (Hi / Lo)	0 - 1,700 / 0 - 500 rpm	
Blows per Minute (Hi / Lo)	0 - 25,500 / 0 - 7,500 bpm	
Net Weight	1.4 - 1.7kg	


2

FORWARD  
MAX  
40  
N.m  
REVERSE

LXT

BL  
MOTOR

METAL  
GEARS



Body only machines do not come with a carry case.

18V LXT Brushless Combi Drill

DHP484

Max in Steel	13mm	COMPACT LENGTH OF 182mm
Max in Wood	38mm	
Max in Masonry	13mm	
Chuck Capacity	1.5 - 13mm	
Torque Settings	21 + Drill	
Max Fastening Torque (S/H)	30/54Nm	
No Load Speed	0-2,000 / 500rpm	
Blows per minute	0-30,000/7,500bpm	
Net Weight	1.6-1.9kg	


2

FORWARD  
MAX  
54  
N.m  
REVERSE

LXT

BL  
MOTOR

METAL  
GEAR BOX



Body only machines do not come with a carry case.

18V LXT Combi Drill

DHP458


Max. in steel	13mm	BATTERY FUEL GAUGE
Max. in wood	65mm	
Max in masonry	16mm	
Blows per minute	0-30,000/6,000 bpm	
No load speed	0-2,000/400 rpm	
Max. torque (S/H)	58/91Nm	
Torque settings	21 + drill	
Net weight	2.2-2.6kg	

2

FORWARD  
MAX  
91  
N.m  
REVERSE

LXT

METAL  
GEAR BOX



Body only machines do not come with batteries or chargers.

18V LXT Brushless Combi Drill

DHP485

Capacity in Steel	13mm	Blows per Minute	Low: 0-7,500bpm
Capacity in Wood	38mm		High: 0-28,500bpm
Capacity in Masonry	13mm	No Load Speed	Low: 0-500rpm
Torque Settings	21 + Drill		High: 0-1,900rpm
Max torque S/H	27Nm/50Nm	Net Weight	1.5-1.8kg
Chuck Capacity	1.5-13mm		

2

Model Versions

DHP485Z Body Only


STANDARD EQUIPMENT: Carry case, belt clip.

50

LXT

BL MOTOR

METAL GEARS



18V LXT Combi Drill

DHP453

Max in steel	13mm		
Max in wood	36mm		
Max in masonry	13mm		
Torque settings	16 + Drill		
Max torque S/H	27/42Nm		
Blows per minute	High: 0-19,500bpm		
	Low: 0-6,000bpm		
No load speed	High: 0-1300rpm		
	Low: 0-400rpm		
Net weight	1.7-2.0kg		

2

Model Versions


DHP453Z Body Only

STANDARD EQUIPMENT: Double ended bit.

42

LXT

METAL GEARS



18V LXT Brushless Drill Driver

DDF489

Max in steel	13 mm		
Max in wood	51 mm		
No Load speed	High: 0 – 1,800		
	Low: 0 – 550 rpm		
Max torque	High: 73		
	Low: 40 Nm		
Torque settings	21 stages		
Net Weight	1.8 – 2.5Kg		

2

Model Versions


DDF489Z Body Only

STANDARD EQUIPMENT: Hook, screwdriver bit.

73

LXT

BL MOTOR



LXT CORDLESS

18V LXT Brushless Drill Driver

DDF486

Max in Steel	13mm		
Max in Wood	76mm		
Chuck Capacity	1.5 – 13mm		
No Load Speed	0 – 2,100 rpm (Hi)		
	0 – 550 rpm (Lo)		
Torque Settings	21 + Drill		
Max Fastening Torque (S/H)	65 / 130 Nm		
Net Weight	2.3 – 2.6kg		

2

Model Versions

DDF486Z Body Only


STANDARD EQUIPMENT: Side handle, screwdriver bit, belt clip.

130

LXT

BL MOTOR

METAL GEAR BOX



18V LXT Drill Driver

DDF482

Max in Steel	13mm		
Max in Wood	38mm		
Chuck Capacity	1.5 – 13mm		
No Load Speed	Hi: 0 – 1,900 rpm		
	Low: 0 – 600 rpm		
Torque Settings	21 + Drill		
Max Fastening Torque S/H	36/62 Nm		
Net Weight	1.5-1.8kg		

2

Model Versions


DDF482Z Body Only

STANDARD EQUIPMENT: Belt clip.

62

LXT

METAL GEARS



18V LXT Brushless Drill Driver

DDF487

Max in Steel	13mm	COMPACT LENGTH OF 150mm	
Max in Wood	36mm		
Chuck Capacity	1.5 – 13mm		
Torque Settings	20 + Drill		
Max Tightening Torque (S/H)	25/40 Nm		
No Load Speed (Hi/Lo)	0 – 1,700rpm		
	0 – 500rpm		
Net Weight	1.3 - 1.6kg		

2

Model Versions

DDF487Z Body Only


STANDARD EQUIPMENT: Screwdriver bit, belt clip.

40

LXT

BL MOTOR

METAL GEARS



54

Body only machines and products do not come with batteries or chargers.

Body only machines and products do not come with batteries or chargers.

55



LXT CORDLESS

18V LXT Brushless Drill Driver

DDF484

Max in Steel	13mm	COMPACT LENGTH OF 172mm
Max in Wood	38mm	
Chuck Capacity	1.5 - 13mm	
Torque Settings	21 + Drill	
Max Fastening Torque (S/H)	30/54Nm	
No Load Speed	0- 2,000 / 500 rpm	
Net Weight	1.5-1.8kg	

Body only machines do not come with a carry case.



**Model Versions**  
**DDF484RTJ** 2x 5.0Ah  
**DDF484Z** Body Only

STANDARD EQUIPMENT: Fast charger, battery cartridges, carry case, belt clip.



18V LXT Drill Driver

DDF458

Max. in steel	13mm
Max. in wood	65mm
No load speed	0-2,000/400rpm
Max. torque (S/H)	58/91Nm
Torque settings	21 + drill
Net weight	2.1-2.5kg

Body only machines do not come with a carry case.



**Model Versions**  
**DDF458Z** Body Only

STANDARD EQUIPMENT: Belt clip.



18V LXT Brushless Drill Driver

DDF485

Capacity in Steel	13mm
Capacity in Wood	38mm
Max Fastening Torque (S/H)	27/50Nm
Chuck Capacity	1.5-13mm
No Load Speed	0-500 / 0-1,900rpm
Torque Settings	21 + drill
Net Weight	1.4-1.7kg

Body only machines do not come with a carry case.



**Model Versions**  
**DDF485Z** Body Only

STANDARD EQUIPMENT: Belt clip.



18V LXT Brushless Drill Driver

DDF083

Max in Steel	13mm	COMPACT LENGTH OF 124mm
Max in Wood	36mm	
Chuck Capacity	1/4" Hex (6.35mm)	
Torque Settings	20 + Drill	
Max Tightening Torque (S/H)	23/40Nm	
No Load Speed	0- 1,700 / 0- 500rpm	
Net Weight	1.1-1.4kg	

Body only machines do not come with a carry case.



**Model Versions**  
**DDF083Z** Body Only

STANDARD EQUIPMENT: Screwdriver bit, belt clip.



18V LXT Drill Driver

DDF453

Max in steel	13mm
Max in wood	36mm
Torque settings	16 + Drill
Max torque S/H	27/42Nm
No load speed	High: 0-1,300rpm Low: 0-400rpm
Net weight	1.7-2.0kg

Body only machines do not come with a carry case.



**Model Versions**  
**DDF453RFE** 2x 3.0Ah  
**DDF453Z** Body Only

STANDARD EQUIPMENT: Fast charger, battery cartridges, double ended bit, carry case.



18V LXT Angle Drill

DDA351

Max in steel	10mm	<b>DDA351: KEYLESS CHUCK</b> Body only machines do not come with a carry case.
Max in wood	25mm	
Head height	93mm	
Max. torque	13.7Nm	
No load speed	0-1800rpm	
Net weight	1.6-1.9kg	



**Model Versions**  
**DDA351Z** Body Only

STANDARD EQUIPMENT: Side handle.



LXT CORDLESS

18V LXT Brushless Angle Drill

DDA450

No Load Speed	Hi: 0- 1,400 rpm Low: 0-450 rpm
Chuck Capacity	2-13mm
Capacity in Steel	13mm
Capacity in Wood	
Self feed bit (Lo/Hi)	Low: 65mm Hi: 50mm
Hole Saw (Lo/Hi)	Low: 127mm Hi: 101mm
Auger bit	38mm
Max Torque	Low: 70Nm Hi: 26Nm
Net Weight	3.2-3.5kg



Model Versions

DDA450ZK Body Only

STANDARD EQUIPMENT: Chuck key, chuck key holder, side grip, hook, screw, carry case.



18V x2 (36V) LXT Brushless Angle Drill

DDA460

No Load Speed	Hi: 0-1,400rpm Low: 0-350rpm
Chuck Capacity	2-13mm
Capacity in Steel	13mm
Capacity in Wood:	
Self-feed bit	Low: 118mm Hi: 65mm
Hole Saw	Low: 159mm Hi: 105mm
Auger bit	50mm
Max. Torque	Low: 136Nm Hi: 48Nm
Net Weight	5.7-6.4 kg



Model Versions

DDA460ZK Body Only

STANDARD EQUIPMENT: Grip assembly, chuck key, hex wrench, carry case.



18V LXT Brushless Impact Driver

DTD172

Driving Shank	1/4" Hex	No Load Speed:	Max 0-3,600rpm
Machine Screw	M4 – M8		Hi 0-3,200rpm
Standard Bolt	M5 – M16		Med 0-2,100rpm
High Strength Bolt	M5 – M14		Low 0-1,100rpm
Coarse Thread Screw	22 – 125 mm	Max tightening torque	180Nm
Impacts per minute:	Max 0-3,800ipm Hi 0-3,600ipm Med 0-2,600ipm Low 0-1,100ipm	Net Weight	1.2 – 1.5 Kg

WOOD MODE  
BOLT MODE  
T-MODE THICK METAL  
T-MODE THIN METAL

Body only machines do not come with a carry case.



Model Versions

DTD172Z Body Only

STANDARD EQUIPMENT: Belt clip.



18V LXT Impact Driver

DTD156

Machine Screw	M4-M8
Standard Bolt	M5-M14
High Strength Bolt	M5-M12
Coarse Thread Screw	22-125mm
Impacts per Minute	0-3,000ipm
No Load Speed	0-2,500rpm
Max Tightening Torque	155Nm
Net Weight	1.3-1.6kg

Body only machines do not come with a carry case.



Model Versions

DTD156Z Body Only

STANDARD EQUIPMENT: Belt clip.



18V LXT Brushless Impact Driver

DTD154

Driving Shank	1/4" Hex (6.35mm)	No load speed	0 - 3,600 rpm
Machine Screw	M4-M8		2,100 rpm
Standard Bolt	M5-M16		1,100 rpm
High Strength Bolt	M5-M14	Max tightening torque	175 Nm
Coarse-thread Screw	22-125mm	Weight	1.2-1.5kg
Impacts per minute	0 - 3,800 ipm 2,600 ipm 1,100 ipm		

BATTERY FUEL GAUGE  
3 SPEEDS - HI/MID/LO  
T-MODE

Body only machines do not come with a carry case.



Model Versions

DTD154Z Body Only

STANDARD EQUIPMENT: carry case, belt clip.



18V LXT BL Impact Driver

DTD153

Driving Shank	1/4" Hex (6.35mm)
Machine Screw	M4-M8
Standard Bolt	M5-M16
High Strength Bolt	M5-M14
Coarse-thread Screw	22-125mm
Impacts per minute	0 - 3,600 ipm
No load speed	0 - 3,400 rpm
Max tightening torque	170Nm
Weight	1.3-1.6kg

Body only machines do not come with a carry case.



Model Versions

DTD153Z Body Only

STANDARD EQUIPMENT: Belt clip.



LXT CORDLESS



LXT CORDLESS

18V LXT Impact Driver

DTD152

Driving shank	1/4" Hex (6.35mm)
Machine screw	M4-M8
Standard bolt	M5-M16
High strength bolt	M5-M12
Coarse thread	22-125mm
Impacts per minute	0 - 3,500 ipm
No load speed	0 - 2,900 rpm
Max tightening torque	165Nm
Net weight	1.3-1.6kg

Body only machines do not come with a carry case.



Model Versions

DTD152RTJ 2x 5.0Ah

DTD152Z Body Only

STANDARD EQUIPMENT: Fast Charger, battery cartridges, carry case, belt clip.



18V LXT Brushless Impact Driver

DTD157

Driving Shank	1/4" Hex	No Load Speed	0 - 3,000 / 0 - 1,300 rpm
Machine Screw	M4 - M8	Max Tightening Torque	140Nm
Standard Bolt	M5 - M14	Net Weight	1.2 - 1.5kg
High Strength Bolt	M5 - M12		
Coarse Thread Screw	22-90mm		
Impact Power Selection	2-Stage (Hard/Soft)		
Impacts per Minute	0 - 4,100 / 0 - 2,000 ipm		

Body only machines do not come with a carry case.



Model Versions

DTD157Z Body Only

STANDARD EQUIPMENT: Belt clip.



18V LXT Angle Impact Driver

DTL061

Driving shank	1/4" Hex
Machine screw	M4-M8
Standard bolt	M4-M12
High strength bolt	M4-M8
Coarse thread screw	22-75mm
Max. torque	60Nm
No load speed	0-2,000rpm
Impacts per minute	0-3,000rpm
Net weight	1.4-2.0kg

Body only machines do not come with a carry case.



Model Versions

DTL061Z Body Only

STANDARD EQUIPMENT: 2x Phillips bits, belt clip.



LXT CORDLESS

18V LXT Brushless Oil Pulse Driver

DTS141

Driving shank	1/4" Hex (6.35mm)	No Load Speed	
Machine screw	M4-M8	Hard	0-3,200rpm
Standard bolt	M5-M8	Med	0-2,000rpm
High strength bolt	M5-M6	Soft	0-1,200rpm
Max output	280W	Max tightening torque	40Nm
Capacity coarse thread	22-125mm	Net weight	1.3-1.6Kg
Impacts per minute			
Hard	0-2,700ipm		
Med	0-2,200ipm		
Soft	0-1,400ipm		

BATTERY FUEL GAUGE  
3 SPEEDS - HI/MID/LO

COMPACT & LIGHTWEIGHT  
REDUCED NOISE AND VIBRATION



Model Versions

DTS141ZJ Body Only

STANDARD EQUIPMENT: Belt clip, carry case.



18V x2 (36V) LXT Brushless Shear Wrench

DWT310

Capacities	
High strength torque shear bolt	M16, M20, M22
Super high strength torque shear bolt	M16, M20
A325 Torque shear bolt	5/8, 3/4, 7/8
A490 Torque shear bolt	5/8, 3/4
No Load Speed	14rpm
Max Fastening Torque	804Nm
Net Weight	6.5-7.1kg



Model Versions

DWT310ZK Body Only

STANDARD EQUIPMENT: Shoulder strap, screwdriver, outer + inner sleeves for M20 & M22, carry case



18V LXT Brushless Impact Wrench

DTW1001

Driving Shank	3/4" (19mm) Square	Standard Bolt	M12-M30
Impact Power Selection	Hard/Med/Soft	High Strength Bolt	M10-M24
Impacts per min		Net Weight	3.4-3.7kg
0 - 2,200ipm / 2,000ipm / 1,800ipm			
No Load Speed			
0 - 1,800rpm / 1,000rpm / 900rpm			
Max fastening torque	1,050Nm		
Nut Busting Torque	1,700Nm		

Body only machines do not come with a carry case.



Model Versions

DTW1001Z Body Only

STANDARD EQUIPMENT: Carry case, belt clip.



LXT CORDLESS

18V LXT Brushless Impact Wrench

DTW1004

Driving Shank

1/2" (12.7mm)

Square, Pin-detent

Impact power

Hard/Med/Soft

Impacts per min

0 – 2,400 / 0 – 2,000 / 0 -1,800 ipm

No Load Speed

0 – 2,000 / 0 – 1,000 / 0 – 900 rpm

Max fastening torque

1,050 Nm

Fastening torque

Med 250 / Soft 170 Nm

Nut busting torque

1,300 Nm

Standard bolt

M12 – M30

Hight strength bolt

M10 – M20

Net Weight

3.1 – 3.4kg

PIN-DETENT SQUARE DRIVE

Body only machines do not come with a carry case.

Model Versions


DTW1004Z Body Only

STANDARD EQUIPMENT: Truss head screw M4x12, Hook

FORWARD  
MAX  
1050  
N.m  
REVERSE

LXT

BL  
MOTOR



LXT CORDLESS

18V LXT Brushless Impact Wrench

DTW700

Driving Shank

1/2" Square Drive

C-ring

Standard Bolt

M10 – M24

High Strength Bolt (grade 10.9)

M10 – M16

High Strength Bolt (grade F10T)

M12 – M16

Impact Power Selection

Max, Hi, Med, Soft

Impacts per Minute

0 - 2,700/ 2,400/ 1,700/ 1,000ipm

No Load Speed

0 - 2,200/ 1,900/ 1,200/ 500 rpm

Max Fastening Torque

700Nm

Nut Busting Torque

1,000Nm

Net Weight

2.3-2.7kg

4-STAGE IMPACT POWER SELECTION

Body only machines do not come with a carry case.

Model Versions


DTW700Z Body Only

STANDARD EQUIPMENT: Belt clip.

FORWARD  
MAX  
700  
N.m  
REVERSE

LXT

BL  
MOTOR



18V LXT Brushless Impact Wrench

DTW1002

Driving shank

1/2" (12.7mm) Square

Impact power selection

Hard/Med/Soft

Impacts per min

0-2,200ipm / 2,000ipm / 1,800ipm

No load speed

0-1,800rpm / 1,000rpm / 900rpm

Max fastening torque

1,000Nm

Nut busting torque

1,600Nm

Standard Bolt

M12-M30

High Strength Bolt

M10-M24

Net Weight

3.3-3.6kg

Body only machines do not come with a carry case.

Model Versions

DTW1002RTJ 2x 5.0Ah


DTW1002Z Body Only

STANDARD EQUIPMENT: Fast charger, battery cartridges, carry case, belt clip.

FORWARD  
MAX  
1000  
N.m  
REVERSE

LXT

BL  
MOTOR



18V LXT Impact Wrench

DTW450

Driving shank

1/2" square

No load speed

1600rpm

Max fastening torque

440Nm

Nut busting torque

730Nm

Impacts per minute

2200ipm

Vibration

19m/sec²

Net weight

3.1-3.4kg

Body only machines do not come with a carry case.

Model Versions


DTW450RTJ 2x 5.0Ah

DTW450Z Body Only

STANDARD EQUIPMENT: Fast charger, battery cartridges, carry case, belt clip.

FORWARD  
MAX  
440  
N.m  
REVERSE

LXT



18V LXT Brushless Impact Wrench

DTW701

Driving Shank

1/2" Square Drive

Pin detent

Standard Bolt

M10 – M24

High Strength Bolt (grade 10.9)

M10 – M16

High Strength Bolt (grade F10T)

M12 – M16

Impact Power Selection

Max, Hi, Med, Soft

Impacts per Minute

0 - 2,700/ 2,400/ 1,700/ 1,000ipm

No Load Speed

0 - 2,200/ 1,900/ 1,200/ 500 rpm

Max Fastening Torque

700Nm

Nut Busting Torque

1,000Nm

Net Weight

2.3-2.7kg

4-STAGE IMPACT POWER SELECTION

Body only machines do not come with a carry case.

Model Versions


DTW701Z Body Only

STANDARD EQUIPMENT: Belt clip.

FORWARD  
MAX  
700  
N.m  
REVERSE

LXT

BL  
MOTOR



18V LXT Brushless Impact Wrench

DTW302

Driving Shank

3/8" Square, (C-ring)

Standard Bolt

M10 - M20

High Strength Bolt

M10 - M16

Impact Power Selection

Max/Hard/Med/Soft

Impacts per Minute

0 – 4,000 / 3,400/ 2,600/ 1,800 ipm

No Load Speed

0 – 3,200 / 2,600 / 1,800/ 1,000 rpm

Max Fastening Torque

300Nm

Nut Busting Torque

500Nm

Net Weight

1.4 – 1.8kg

4-STAGE IMPACT POWER SELECTION

Body only machines do not come with a carry case.

Model Versions


DTW302Z Body Only

STANDARD EQUIPMENT: Belt clip.

FORWARD  
MAX  
300  
N.m  
REVERSE

LXT

BL  
MOTOR



62

Body only machines and products do not come with batteries or chargers.

Body only machines and products do not come with batteries or chargers.

63



LXT CORDLESS

18V LXT Brushless Impact Wrench

Driving Shank	½" Square Drive	Max Fastening Torque	330Nm
Standard Bolt	M10 – M20	Nut Busting Torque	580Nm
High Strength Bolt	M10 – M16	Net Weight	1.5 – 1.8kg

Impact Power Selection

Max, Hi, Med, Soft

Impacts per Minute

0 - 4,000/ 3,400/ 2,600/ 1,800 ipm

No Load Speed

0 - 3,200/ 2,600/ 1,800/ 1,000 rpm

Body only machines do not come with a carry case.

Model Versions

DTW300RTJ 2x 5.0Ah

DTW300Z Body Only

STANDARD EQUIPMENT: Fast Charger, battery cartridges, carry case, belt clip.

FORWARD  
MAX  
330  
N.m  
REVERSE

LXT BL MOTOR

LXT CORDLESS

18V LXT Brushless Impact Wrench

Driving Shank	3/8" Square		
Standard Bolt	M8-M16		
High Strength Bolt	M6-M12		
Impact Power Selection	Hard/Soft		
Impacts per Min	0-3,600/0-2,000ipm		
No Load Speed	0-2,400/0-1,300rpm		
Max fastening torque	180Nm		
Nut Busting Torque	310Nm		
Net Weight	1.2-1.5 kg		

Body only machines do not come with a carry case.

Model Versions

DTW180RTJ 2x 5.0Ah

DTW180Z Body Only

STANDARD EQUIPMENT: Fast charger, battery cartridges, belt clip, carry case.

FORWARD  
MAX  
180  
N.m  
REVERSE

LXT BL MOTOR

18V LXT Impact Wrench

Driving shank	½" Square
No load speed	0-2,100rpm
Impacts per minute	0-3,200ipm
Max fastening torque	230Nm
Nut busting torque	370Nm
Net weight	1.5-1.8kg

Body only machines do not come with a carry case.

Model Versions

DTW251RTJ 2x 5.0Ah

DTW251Z Body Only

STANDARD EQUIPMENT: Fast charger, battery cartridges, belt clip, carry case.

FORWARD  
MAX  
230  
N.m  
REVERSE

LXT

18V LXT Impact Wrench

Driving shank	½" Square
Standard bolt	M8-M16
High strength bolt	M8-M12
Impacts per minute	0 – 3,000 ipm
No load speed	0 – 2,300 rpm
Max fastening torque	190Nm
Nut busting torque	320Nm
Net weight	1.4-1.8kg

Body only machines do not come with a carry case.

Model Versions

DTW190RTJ 2x 5.0Ah

DTW190Z Body Only

STANDARD EQUIPMENT: Fast charger, battery cartridges, belt clip, carry case.

FORWARD  
MAX  
190  
N.m  
REVERSE

LXT

18V LXT Brushless Impact Wrench

Driving shank	½" Square
Standard bolt	M8-M16
High strength bolt	M6-M12
Impact power selection	Hard/Soft
Impacts per minute	0-3,600ipm
	0-2,000ipm
No load speed	0-2,400rpm
	0-1,300rpm
Max fastening torque	210Nm
Nut busting torque	330Nm
Net weight	1.2-1.5kg

Body only machines do not come with a carry case.

Model Versions

DTW181Z Body Only

STANDARD EQUIPMENT: Belt clip.

FORWARD  
MAX  
210  
N.m  
REVERSE

LXT BL MOTOR

18V LXT Ratchet Wrench

Driving Shank	3/8" or 1/4" Square
No Load Speed	0 – 800 rpm
Flats Width	13mm
Max Fastening Torque	47.5 Nm
Standard Bolt	M5 – M12
High Strength Bolt	M5 – M10
Net Weight	1.2 – 1.6kg

Body only machines do not come with a carry case.

Model Versions

DWR180Z Body Only

STANDARD EQUIPMENT: Socket adapter.

LXT

64

Body only machines and products do not come with batteries or chargers.

Body only machines and products do not come with batteries or chargers.

65

18V LXT Brushless Drywall Screwdriver

DFS452

Max output	490W
No load speed	0 – 4,000 rpm
Driving shank	6.35mm (1/4" Hex)
Capacity drywall screw	5mm
Capacity self drilling screw	6mm
Net weight	1.5-1.8kg

PUSH DRIVE TECHNOLOGY

Body only machines do not come with a carry case.



Model Versions

DFS452Z Body Only

STANDARD EQUIPMENT: Ph2 25mm x2, magnetic connector bit.



18V LXT Drywall Screwdriver

DFS451

Driving shank	¼" Hex
Max. drywall screw	4mm
No load speed	0-4,000rpm
Net weight	1.5-1.8kg

Body only machines do not come with a carry case.



Model Versions

DFS451Z Body Only

STANDARD EQUIPMENT: Fast charger, battery cartridges, carry case.



18V LXT BL Drywall Screwdriver

DFS250

No Load Speed	0 – 2,500 rpm
Driving Shank	¼" Hex (6.35mm)
Capacity Drywall Screw	5mm
Capacity Self-Drilling Screw	6mm
Capacity Coarse-thread	4.5 x 90mm
Net Weight	1.5-1.9kg

PUSH DRIVE TECHNOLOGY  
ONE TOUCH BIT LOCATOR

Body only machines do not come with a carry case.



Model Versions

DFS250Z Body Only

STANDARD EQUIPMENT: Ph2 25mm, belt clip.



18V LXT BL Tek Screwdriver

DFS251

No Load Speed	0 – 2,500rpm
Driving Shank	¼" Hex (6.35mm)
Capacity Drywall Screw	5mm
Capacity Self-Drilling Screw	6mm
Hex Socket Screw	6mm
Net Weight	1.5-1.8kg

PUSH DRIVE TECHNOLOGY  
ONE TOUCH BIT LOCATOR  
TEK APPLICATIONS

Body only machines do not come with a carry case.



Model Versions

DFS251Z Body Only

STANDARD EQUIPMENT: Magnetic socket bit, belt clip



18V LXT Auto-feed Screwdriver

DFR750

Max. drywall screw	4mm x 75mm
Screw range	45-75mm
No load speed	4,000rpm
Net weight	2.1-3.2kg

Body only machines do not come with a carry case.



Model Versions

DFR750Z Body Only

STANDARD EQUIPMENT: 2x square head bits, carry case.



18V LXT Auto-feed Screwdriver

DFR550

Max. drywall screw	4mm x 55mm
Screw range	25-55mm
No load speed	4,000rpm
Net weight	2.1-3.1kg

Body only machines do not come with a carry case.



Model Versions

DFR550Z Body Only

STANDARD EQUIPMENT: Phillips bits x2.



18V LXT Brushless Auto-feed Screwdriver

DFR551

Max. drywall screw	ø3.5 - 4.2mm
Screw range	25 – 55mm
Bit Driving Shank	¼" Hex
No load speed	0 – 6,000rpm
Net Weight	1.9 – 2.2Kg

Body only machines do not come with a carry case.



Model Versions

DFR551Z Body Only

STANDARD EQUIPMENT: Belt clip, screwdriver bits x3.





18V LXT Finishing Nailer

DBN600

Nail Length	25-64mm
Nail Gauge	16Ga
Magazine Capacity	110pcs
Shots per battery (4.0Ah)	800 appx
Net Weight	3.4-3.8 kg



Model Versions

DBN600RTJ 2x 5.0Ah

DBN600ZJ Body Only

STANDARD EQUIPMENT: Fast charger, battery cartridges, nose adaptor, belt clip, carry case.



18V LXT Brad Nailer

DBN500

Max output	460W
Nail type	Brad Nail
Nail gauge	18Ga
Nail length	15-50mm
Magazine capacity	110pcs
Shots on full charge (3.0ah)	1000 appx
Net weight	3.2-3.5kg



Model Versions

DBN500ZJ Body Only

STANDARD EQUIPMENT: Nose adaptor, hex wrench 3, carry case.



18V LXT Brad Nailer

DFN350

Nail Type	Brad Nail
Nail Length	15 – 35mm
Nail Gauge	18Ga
Magazine Capacity	100pcs
Net Weight	2.1-2.4kg



Model Versions

DFN350ZJ Body Only

STANDARD EQUIPMENT: Nose adapter, hex wrench, belt clip, carry case.



18V LXT Pin Nailer

DPT353

Nail Length	15, 18, 25, 30, 35mm
Nail Gauge	23Ga (0.6mm)
Magazine Capacity	100 pcs
Net Weight	2.0-2.3kg

Body only machines do not come with a carry case.



Model Versions

DPT353Z Body Only

STANDARD EQUIPMENT: carry case, belt clip, nose adaptor x2, hex wrench.



18V LXT Stapler

DST221

Staple length	10, 13, 16, 19, 22mm
Staple width	10mm
Staple gauge	0.6 x 1.2mm
Magazine capacity	Max 98 (84 per sheet)
Net weight	2.1-2.4kg

Body only machines do not come with a carry case.



Model Versions

DST221Z Body Only

STANDARD EQUIPMENT: Belt clip.



18V LXT Stapler

DST112

Staple width	10mm
Staple length	7, 10mm
Staple gauge	0.5 x 0.7mm
Magazine capacity	150pcs
Shots per battery charge	6,000 (3Ah)
Net Weight	1.5-1.8kg

Body only machines do not come with a carry case.



Model Versions

DST112Z Body Only

STANDARD EQUIPMENT: Belt clip.






LXT CORDLESS

18V LXT Brushless Rivet Gun

DRV150

Pulling Force	10kN
Stroke	25mm
Rivet Diameter Range	2.4-4.8mm
Net Weight	1.9-2.2kg





Model Versions


DRV150Z Body Only



STANDARD EQUIPMENT: Hook, grease, accessory set.

18V LXT Brushless Rivet Gun

DRV250

Pulling Force	20kN
Stroke	30mm
Rivet Diameter Range	4.8-6.4mm
Net Weight	2.1-2.4kg





Model Versions

DRV250Z Body Only


STANDARD EQUIPMENT: Hook, grease, accessory set.


18V LXT Brushless Planer

DKP181

No Load Speed	12,000rpm
Planing Width	82mm
Planing Depth	3mm
Max. Rebate Depth	25mm
Net Weight	3.3 - 3.6kg

AWS: Auto-start Wireless System connects to compatible dust extractor with Bluetooth





Model Versions


DKP181Z Body Only



STANDARD EQUIPMENT: Planer blade, blade gauge, guide rule, depth guide, socket wrench, sharpening holder assembly.

18V LXT Planer

DKP180

No load speed	14,000rpm
Planing width	82mm
Planing depth	2.0mm
Max. rebate depth	9.0mm
Net weight	3.2-3.5kg





Model Versions

DKP180RTJ 2x 5.0Ah

DKP180Z Body Only


STANDARD EQUIPMENT: Fast charger, battery cartridges, planer blades, gauge assembly, guide rule, socket wrench, Carry case.



18V LXT Biscuit Jointer

DPJ180

Blade diameter	100mm
Blade thickness	4mm
Bore diameter	22mm
No load speed	6,500 rpm
Net weight	2.8-3.1kg

OVERLOAD PROTECTION AND ANTI RESTART





Model Versions

DPJ180Z Body Only

STANDARD EQUIPMENT: Dust bag, set plate, lock nut wrench.


LXT CORDLESS



18V LXT Brushless Router Trimmer

DRT52

Collet Capacity	1/4"
Max output power	580W
No load speed	30,000rpm
Collet chuck	6.0mm
Plunge capacity	0-42mm
Net Weight	1.3-1.6kg

ANTI RESTART FUNCTION  
WARNING LAMP





Model Versions

DRT52Z Body Only


STANDARD EQUIPMENT: Trimmer guide, Straight guide, Straight bit set, Accessory set, Chip Deflector



18V LXT Brushless Router Trimmer

DRT50

No Load Speed	10,000 – 30,000 rpm
Collet Capacity	3/8" and 1/4"
Plunge Capacity	0 – 40mm with Trimmer base 0 – 35mm with Plunge base
Net Weight	1.8-2.1kg

DRT50RTJX2 Trimmer base, Plunge base, Tilt base, Straight guide, Trimmer guide, Guide holder, Dust nozzle for trimmer base, Dust nozzle for plunge base, Grip 36, Hex wrench x2, Template guide for trimmer, Template guide for plunge base, Makpac Type 4 Case.





Model Versions

DRT50RTJX2 2x 5.0Ah

DRT50ZJX3 Body Only

DRT50ZX4 Body Only

DRT50ZJ Body Only

DRT50ZJX3 Trimmer Base, Straight Guide, Dust Nozzle for Trimmer Base, Hex Wrench x2, Template Guide for Trimmer, Trimmer Guide, Plunge Base, Tilt Base, Offset Base, Dust Nozzle for Plunge Base, Grip 36, Template Guide for Plunge Base, Grip Attachment, Guide Holder, Makpac Type 4 Case.

DRT50ZX4 Trimmer Base, Straight Guide, Dust Nozzle for Trimmer Base, Hex Wrench x2, Template Guide for Trimmer, Trimmer Guide, Carton Box.

DRT50ZJ Trimmer Base, Straight Guide, Dust Nozzle for Trimmer Base, Hex Wrench x2, Template Guide for Trimmer, Makpac Type 4 Case.

DRT50RMJX2 (Bases 1, 3 & 4)

DRT50ZJX3 (Bases 1, 2, 3 & 4)

DRT50ZX4 (Base 1)

DRT50ZJ (Base 1)

1

2

3

4

1) Trimmer Base

- Enlarged opening section of base assembly for excellent bit visibility while maintaining durability.
- Round base assembly for smooth and fast cutting with easy handling.

2) Offset Base

- Cut close to edges or corners (18.5mm)
- Replaceable plastic base assembly

3) Tilt Base

- Enlarged opening section of base assembly for excellent bit visibility.
- Tilting capacity: -30° to 45°

4) Plunge Base

- Ergonomically contoured knob style handles.
- 3 stage cut depth adjustment.
- Plunge capacity: 0 - 35mm (0 - 1-3/8")
- 195564-8 Guide holder set is needed when using straight guide with the plunge base.

70

Body only machines and products do not come with batteries or chargers.

Body only machines and products do not come with batteries or chargers.

71

18V x2 (36V) Brushless 305mm Slide Compound Mitre Saw

DLS211

Blade diameter	305mm
Bore diameter	30mm
No load speed	4,400rpm
Max mitre range	60° to 60°(L-R)
Max bevel range	48° to 48°(L-R)
Net weight	30.7-31.3kg

CAN BE PLACED AGAINST A WALL



Mitre Angle	Bevel Angle		
	45° (left)	0°	45° (right)
0°	61x382mm 71x363mm	92x382mm 107x363mm	44x382mm 54x363mm
45° (left and right)	61x268mm 71x255mm	92x268mm 107x255mm	44x268mm 54x255mm
60° (right)		92x185mm 107x178mm	

Recommended Blade: B-67309



**Model Versions**  
DLS211ZU Body Only

STANDARD EQUIPMENT: TCT Saw blade, dust bag, triangular rule, vertical vice, hex wrench, wireless unit.



18V x2 (36V) Brushless 260mm Slide Compound Mitre Saw

DLS110

Blade Diameter	260mm
Bore Diameter	30mm
No Load Speed	4,400rpm
Max Mitre Range	60° to 60° (L-R)
Max Bevel Range	48° to 48° (L-R)
Net Weight	26.6-27.3kg

CAN BE PLACED AGAINST A WALL



Mitre Angle	Bevel Angle		
	45° (left)	0°	45° (right)
0°	42x310mm 58x279mm	68x310mm 91x279mm	29x305mm 43x279mm
45° (left and right)	42x218mm 58x197mm	68x218mm 91x197mm	29x215mm 43x197mm
60° (right)		68x155mm 91x139mm	

Recommended Blade: B-64630



**Model Versions**  
DLS110Z Body Only

STANDARD EQUIPMENT: TCT Saw blade, dust bag, triangular rule, vertical vice, hex wrench.



18V x2 (36V) Brushless 190mm Slide Compound Mitre Saw

DLS714N

Blade Diameter	190mm
Bore Diameter	20mm
No Load Speed	5,700rpm
Bevel Range	45° Left - 5° Right
Mitre Range	47° Left - 57° Right
Max Cutting Capacity	52mm x 300mm
Net Weight	13.0-13.5kg

Mitre Angle	Bevel Angle		
	0°	45° (left)	5° (right)
0°	52x300mm	40x300mm	40x300mm
45° (left/right)		52x212mm	40x212mm
		57° (right)	52x163mm

Recommended Blade: B-32708



**Model Versions**  
DLS714NZ Body Only

STANDARD EQUIPMENT: TCT saw blade, dust bag, holder set, hex wrench, vertical vice, triangular rule.



18V LXT 190mm Slide Compound Mitre Saw

DLS713N

Blade diameter	190mm	Max bevel range	45° to 5°
Bore diameter	20mm	No load speed	2,200rpm
Max mitre range	45° to 57°	Net weight	12.7kg

Recommended Blade: A-86147

Mitre Angle	Bevel Angle		
	45° (left)	0°	45° (right)
0°	25x300mm	52x300mm	40x300mm
45° (left and right)	25x212mm	52x212mm	
52° (right)		52x163mm	



**Model Versions**  
DLS713NZ Body Only

STANDARD EQUIPMENT: Dust bag, blade.



18V LXT Brushless 165mm Mitre Saw

DLS600

Blade Diameter	165mm	Max Bevel Range	46° L - 46° R
Bore Diameter	20mm	No Load Speed	5,000rpm
Max Mitre Range	52° L - 52° R	Net Weight	6.3-6.6kg

Recommended blade B-56487

Mitre Angle	Bevel Angle		
	45° (left)	0°	45° (right)
0°	30x92mm	46x92mm	15x92mm
45° (left and right)	30x65mm	46x65mm	15x65mm
52° (right)		46x56mm	



**Model Versions**  
DLS600Z Body Only

STANDARD EQUIPMENT: Dust bag, vertical vice, hex wrench x2, triangle rule, TCT blade,



18V x2 (36V) Brushless 165mm Plunge Cut Saw

DSP600  
DSP601

No Load Speed	2,500 - 6,300rpm	DSP601 AWS: Auto-start Wireless System connects to compatible dust extractor with Bluetooth
Blade Diameter	165mm	
Bore Size	20mm	
Max Cutting Capacity at 0°	56mm	
Max Cutting Capacity at 45°	40mm	
Max Cutting Capacity at 48°	38mm	
Net Weight	4.4-5.1kg	

Recommended Blade: B-57336



**Model Versions**  
DSP600ZJ Body Only  
DSP601ZJU Body Only + AWS

STANDARD EQUIPMENT: TCT blade, hex wrench, Carry case, wireless unit (DSP601 only).





LXT CORDLESS

18V x2 (36V) LXT 235mm Brushless Circular Saw DHS900

Blade Diameter	235mm	AWS: Auto-start Wireless System connects to compatible dust extractor with Bluetooth
Bore Diameter	30mm	
Max Cutting capacity at 0°	85mm	
Max Cutting capacity at 45°	61mm	
Max Cutting capacity at 60°	44mm	
No Load Speed	4,500 rpm	
Net Weight	5.3 – 6.0kg	



Recommended blade is E-01915



**Model Versions**  
DHS900Z Body Only  
STANDARD EQUIPMENT: TCT Saw Blade, Sub Base, Hex Wrench.



18V x2 (36V) LXT 185mm Brushless Circular Saw DRS780

Max output	1,700W
Blade diameter	185mm
Bore diameter	20/30mm
Max cutting capacity at 0°	65mm
Max cutting capacity at 45°	45mm
Max cutting capacity at 53°	38mm
No load speed	5,100rpm
Net weight	5.0-5.6kg



Recommended Blade: B-33102

Body only machines do not come with a Carry case.



**Model Versions**  
DRS780Z Body Only  
STANDARD EQUIPMENT: TCT saw blade, offset wrench.



18V x2 (36V) LXT 190mm Brushless Circular Saw DHS783

Blade Diameter	190mm	AWS: Auto-start Wireless System connects to compatible dust extractor with Bluetooth
Bore Diameter	20/30mm	
Max Cutting Capacity @ 0°	62.5mm	
Max Cutting Capacity @ 45°	44.5mm	
Max Cutting Capacity @ 48°	42mm	
No Load Speed	6,000rpm	
Net Weight	4.5-5.1kg	



Recommended Blade: B-64191



**Model Versions**  
DHS783ZJU Body Only  
STANDARD EQUIPMENT: TCT saw blade, dust nozzle, hex wrench, guide rule, Carry case, wireless unit.



LXT CORDLESS

18V x2 (36V) LXT 190mm Brushless Circular Saw DHS782

Blade Diameter	190mm
Bore Diameter	20/30mm
Max Cutting Capacity @ 0°	62.5mm
Max Cutting Capacity @ 45°	44.5mm
Max Cutting Capacity @ 48°	42mm
No Load Speed	6,000rpm
Net Weight	4.5-5.1kg



Recommended Blade: B-64191



**Model Versions**  
DHS782ZJ Body Only  
STANDARD EQUIPMENT: TCT saw blade, dust nozzle, hex wrench, guide rule, Carry case.



18V x2 (36V) LXT 190mm Circular Saw DHS710

Blade size	190mm
Bore size	20mm / 30mm
Max at 0°	66mm
Max at 45°	49mm
Max at 50°	44mm
No load speed	4,600rpm
Net weight	3.9-4.6kg



Recommended Blade: B-32144



**Model Versions**  
DHS710ZJ Body Only  
STANDARD EQUIPMENT: TCT sawblade, hex wrench, rip fence, dust nozzle, Carry case.



18V LXT 165mm Brushless Circular Saw DHS680

Max output	680W	BATTERY FUEL GAUGE
No load speed	5,000rpm	
Blade diameter	165mm	
Bore	20mm	
Max cutting capacity @ 0°	57mm	
Max cutting capacity @ 45°	41mm	
Max cutting capacity @ 50°	37mm	
Net weight	3.0-3.3kg	



Recommended Blade: B-32910

Body only machines do not come with a Carry case.



**Model Versions**  
DHS680Z Body Only  
STANDARD EQUIPMENT: TCT blade, hex wrench, rip fence, dust nozzle.



18V LXT 165mm Brushless Circular Saw

DHS661

Blade Diameter	165mm
Bore Diameter	20mm
Max Cutting Capacity at 0°	57mm
Max Cutting Capacity at 45°	41mm
Max Cutting Capacity at 50°	37mm
No Load Speed	5,000rpm
Net Weight	2.9-3.2kg

AWS: Auto-start Wireless System connects to compatible dust extractor with Bluetooth





LXTBLAWSADT

Recommended Blade: B-62985

Body only machines do not come with a Carry case.



Model Versions

DHS661ZU Body Only

STANDARD EQUIPMENT: TCT saw blade, hex wrench, guide rule, dust nozzle, wireless unit.


18V LXT 165mm Brushless Circular Saw

DHS660


Blade Diameter	165mm
Bore Diameter	20mm
Max Cutting Capacity at 0°	57mm
Max Cutting Capacity at 45°	41mm
Max Cutting Capacity at 50°	37mm
No Load Speed	5,000rpm
Net Weight	2.9-3.2kg

Recommended Blade: B-62985

Body only machines do not come with a Carry case.



LXTBLADT



Model Versions

DHS660Z Body Only

STANDARD EQUIPMENT: TCT saw blade, hex wrench, guide rule, dust nozzle.


18V LXT 165mm Circular saw

DSS610

Blade diameter	165mm
Bore diameter	20mm
Max. cut @ 90°	57mm
Max. cut @ 45°	40mm
Max. cut @ 50°	36mm
No load speed	3,700rpm
Net weight	3.0-3.4kg

Recommended Blade: B-32910

Body only machines do not come with a Carry case.



LXT



Model Versions

DSS610Z Body Only

STANDARD EQUIPMENT: Hex wrench, guide rule, TCT blade.

18V LXT 165mm Circular Saw

DSS611

Blade diameter	165mm
Bore diameter	20mm
Max. cut @ 90°	57mm
Max. cut @ 45°	40mm
Max. cut @ 50°	36mm
No load speed	3,700rpm
Net weight	2.9-3.2kg

Recommended Blade: B-32910

Body only machines do not come with a Carry case.



LXT



Model Versions

DSS611Z Body Only

STANDARD EQUIPMENT: Hex wrench, guide rule, TCT blade.

18V LXT 136mm Circular saw

DSS501

Blade diameter	136mm
Bore diameter	20mm
Max. cut @ 90°	51mm
Max. cut @ 45°	35mm
No load speed	3,600rpm
Net weight	2.4-2.7kg

Recommended Blade: B-33532

Body only machines do not come with a Carry case.



LXT



Model Versions

DSS501Z Body Only


STANDARD EQUIPMENT: Hex wrench, guide rule, dust nozzle, TCT blade.

18V LXT 150mm Brushless Metal Saw


DCS553

Blade Diameter	150mm
Bore Diameter	20mm
No Load Speed	4,200rpm
Max Cutting Capacity at 0°	57.5mm
Net Weight	2.8-3.1kg

Recommended Blade: B-47036



LXTBLADT



Model Versions

DCS553ZJ Body Only

STANDARD EQUIPMENT: TCT saw blade, hex wrench, safety goggles, guide rule, Carry case.


18V LXT 136mm Metal Saw

DCS552


Blade Diameter	136mm
Bore Diameter	20mm
No Load Speed	3,600rpm
Max Cutting Capacity at 0°	50.5mm
Net Weight	2.4-2.7kg

Recommended Blade: B-33526

Body only machines do not come with a Carry case.



LXT



Model Versions

DCS552RTJ 2x 5.0Ah  
DCS552Z Body Only

STANDARD EQUIPMENT: Fast charger, battery cartridges, TCT saw blade, hex wrench, safety goggles, Carry case.

18V LXT Portable Band Saw

DPB182

Blade Length	835mm
Blade Width	13mm
Blade Speed	3.2 m/s
Capacity: Round pipe	64mm (dia)
Capacity: Square pipe	64 x 64mm
Net Weight	3.8-4.1kg



Body only machines do not come with a Carry case.



**Model Versions**  
**DPB182RTE** 2x 5.0Ah  
**DPB182Z** Body Only

STANDARD EQUIPMENT: Fast charger, battery cartridges, Saw blade, hex wrench.

18V LXT Brushless Portable Band Saw

DPB184

Blade Length	730mm
Blade Width	13mm
Blade Thickness	0.5mm
Blade Speed	0-3.2 m/s
Capacity: Round Pipe	Ø51mm
Capacity: Square Pipe	51x51mm
Net Weight	3.3-3.6kg



Body only machines do not come with a Carry case.



**Model Versions**  
**DPB184Z** Body Only

STANDARD EQUIPMENT: Saw blade, Hex wrench, Hook.

18V LXT Brushless Portable Band Saw

DPB183

Blade Length	835mm
Blade Width	13mm
Blade Thickness	0.5mm
Blade Speed	0-3.2 m/s
Capacity: Round Pipe	Ø66mm
Capacity: Square Pipe	66 x 66mm
Net Weight	3.6-3.9kg



Body only machines do not come with a Carry case.



**Model Versions**  
**DPB183Z** Body Only

STANDARD EQUIPMENT: Saw blade, Hex wrench, Hook.

18V LXT Portable Band Saw

DPB180

Capacity: Round pipe	Ø120mm
Capacity: Square pipe	120 x 120mm
Blade width	13mm
Blade speed	1.4m/s to 2.7m/s
Net weight	6.8-7.1kg



Body only machines do not come with a Carry case.



**Model Versions**  
**DPB180Z** Body Only

STANDARD EQUIPMENT: 4mm hex wrench, blade (18tpi).

18V LXT Brushless Drywall Sander

DSL801

No Load Speed	1,000 – 1,800rpm
Abrasive Disc Diameter	225mm
Pad Fastening	Hook & Loop
Pad Diameter	210mm
Net Weight	4.6 – 5.8kg

AWS: Auto-start Wireless System connects to compatible dust extractor with Bluetooth



Body only machines do not come with a Carry case.



**Model Versions**  
**DSL801ZU** Body Only

STANDARD EQUIPMENT: Abrasive disc, hex wrench, tool bag, wireless unit

18V LXT BL Drywall Cutter

DCO181

Collet Capacity	1/8" or ¼"
Stroke Length	9.2 – 31mm
No Load Speed	32,000rpm
Max Output	600W
Net Weight	1.4-1.7kg



**Model Versions**  
**DCO181Z** Body Only

STANDARD EQUIPMENT: Drywall guide tip bit, wrench.

18V LXT Drywall Cutter

DCO180

Collet capacity	1/8" or 1/4"
Stroke length	11.5 - 31.0mm
No load speed	30,000rpm
Max output	590W
Net weight	1.5-1.8kg

OVERLOAD PROTECTION  
ANTI RESTART

Body only machines do not come with a Carry case.



**Model Versions**  
**DCO180Z** Body Only

STANDARD EQUIPMENT: Collet cone (1/8"), drywall guide tip bit x2



18V LXT Drywall Cutter

DSD180

Strokes per minute0 – 6,000 spm

Length of stroke6mm

Capacity in Drywall30mm

Capacity in Wood15mm

Blade for Drywall55 x 18 x 0.55 mm

Blade for Wood53 x 18 x 0.55 mm

Weight1.7-2.0kg



SUITABLE FOR OVER-HEAD OPERATIONS

Body only machines do not come with a Carry case.



Model Versions

DSD180Z Body Only

STANDARD EQUIPMENT: Blade, blade cover, base cover, hex wrench.



18V LXT Jigsaw

DJV180

Max. cut in wood135mm

Max. cut in steel10mm

Length of stroke26mm

Shank typeUniversal

Strokes per minute0-2,600spm

Net weight2.7-3.0kg



TOOL-LESS BLADE CHANGE

Body only machines do not come with a Carry case.



Model Versions

DJV180RTJ 2x 5.0Ah

DJV180Z Body Only

STANDARD EQUIPMENT: Fast charger, battery cartridges, hex wrench, anti splintering device, cover plate, dust nozzle, Carry case.



18V LXT Brushless Jigsaw

DJV184

Capacity in wood135 mm

Capacity in Steel10 mm

Capacity in Aluminium20 mm

Strokes per minute0 – 3,000 spm

Length of stroke23 mm

Shank TypeUniversal

Net Weight2.1 – 2.4 Kg



ANTI-RESTART

Body only machines do not come with a Carry case.



Model Versions

DJV184RTJ 2x 5.0Ah

DJV184Z Body Only

STANDARD EQUIPMENT: Fast charger, battery cartridges, accessory set, hex wrench, cover plate, Carry case



18V LXT Brushless Jigsaw

DJV185

Max cut in wood135mm

Max cut in steel10mm

Max cut in Aluminium20mm

Length of stroke23mm

Shank typeB

Strokes per minute800 – 3,000spm

Net Weight2.0 – 2.3Kg



BARREL HANDLE

Body only machines do not come with a Carry case.



Model Versions

DJV185Z Body Only

STANDARD EQUIPMENT: Dust nozzle, cover plate, dust cover, blade, hex wrench.



18V LXT Brushless Jigsaw

DJV182

Capacity in wood135mm

Capacity in steel10mm

Capacity in aluminium20mm

Length of stroke26mm

Shank typeUniversal

Max output390W

Strokes per minute800 – 3,500spm

Net weight2.4-2.7kg



Model Versions

DJV182Z Body Only

STANDARD EQUIPMENT: Hex wrench, anti splintering device, cover plate, dust nozzle.



18V LXT Brushless Jigsaw

DJV181

Capacity in wood135mm

Capacity in steel10mm

Capacity in aluminium20mm

Length of stroke26mm

Shank typeUniversal

Max output390W

Strokes per minute800 – 3,500spm

Net weight2.3-2.6kg



BARREL HANDLE

Body only machines do not come with a Carry case.



Model Versions

DJV181Z Body Only

STANDARD EQUIPMENT: Hex wrench, anti splintering device, cover plate, dust nozzle.



80

Body only machines and products do not come with batteries or chargers.

Body only machines and products do not come with batteries or chargers.

81

18V LXT Brushless Finishing Sander

DBO381

Orbit diameter	ø2.0mm
Orbits per minute	4,000/ 8,000/ 12,000opm
Sanding strokes per min	8,000/ 16,000/ 24,000spm
Paper Fastening system	Clamp
Pad size	93 x 185mm
Abrasive Paper size	93 x 228mm
Net Weight	1.9 – 2.2kg

Body only machines do not come with a Carry case.



LXT BL MOTOR AWS

Model Versions

DBO381ZU Body Only

STANDARD EQUIPMENT: Punch plate, dust bag, abrasive paper.

18V LXT Brushless Finishing Sander

DBO380  
DBO382

Orbit diameter	ø2.0mm
Orbits per minute	4,000/ 8,000/ 12,000opm
Sanding strokes per min	8,000/ 16,000/ 24,000spm
Paper Fastening system	DBO380 Clamp / DBO382 Hook & loop
Pad size	93 x 185mm
Abrasive Paper size	93 x 228mm
Net Weight	1.9 – 2.2kg

Body only machines do not come with a Carry case.



LXT BL MOTOR

Model Versions

DBO380RTJ 2x 5.0Ah  
DBO380Z Body Only  
DBO382RTJ 2x 5.0Ah  
DBO382Z Body Only

STANDARD EQUIPMENT: Fast charger, battery cartridges, punch plate, dust bag, abrasive paper, Carry case.

18V LXT Finishing Sander

DBO480  
DBO481

Orbit diameter	ø1.5 mm
Orbits per minute	14,000/11,000 opm
Sanding Strokes per min	28,000/22,000 spm
Paper Fastening system:	
DBO480	Hook & Loop or Clamp
DBO481	Clamp
Pad size	112x 102 mm

Abrasive Paper size	
DBO480 Hook & Loop	114 x 102 mm
DBO481 Clamp	140 x 114 mm
Net Weight	1.4 – 1.7 Kg

Body only machines do not come with a Carry case.



LXT

Model Versions

DBO480Z Body Only  
DBO481Z Body Only

STANDARD EQUIPMENT: Triangle plate, dust bag, abrasive paper set, ring 25, dust bag nozzle, dust nozzle, punch plate, band.

18V LXT Sander

DBO180

Maximum output	190W
Orbits per minute	7,000/9,500/11,000 opm
Orbit diameter	2.8mm
Sanding stroke per min	14,000/19,000/22,000 spm
Paper fastening	Hook & Loop
Pad size	123mm
Paper size	125mm

Speed control	3 stage push button
Pad brake	Yes
Net weight	1.4-1.7kg

ELECTRONIC 3-STAGE SPEED SETTINGS

Body only machines do not come with a Carry case.



Model Versions

DBO180Z Body Only

STANDARD EQUIPMENT: Dust bag.

18V LXT Brushless Belt Sander

DBS180

Belt Speed	600 – 1,700m/min
Belt Size	9 x 533mm
Net Weight	1.8 – 2.1kg

MULTI-POSITION ARM



Body only machines do not come with a Carry case.

Model Versions

DBS180Z Body Only

STANDARD EQUIPMENT: Sanding belt, grip assembly.

18V LXT Brushless Sander/Polisher

DPV300

Pad/Disc Diameter	50mm (Twist-on/off type) 80mm (Hook & Loop)
Backing Pad Diameter	46mm (Twist-on/off type) 75mm (Hook & Loop)
No Load Speed (Polishing)	0 – 2,800 rpm
No Load Speed (Sanding)	0 – 9,500 rpm
Net Weight	1.3 – 1.6kg

ANTI-RESTART FUNCTION  
Body only machines do not come with a Carry case.




Model Versions

DPV300RTJ 2x 5.0Ah  
DPV300Z Body Only

STANDARD EQUIPMENT: Fast charger, battery cartridges, side grip, pad, adapter, wool pad, sponge pad, Carry case.

# STARLOCK

## MULTI TOOL ACCESSORIES




Wood and  
Metal



Wood



Metal



Multi  
Material



Abrasives

STARLOCK

STARLOCK PLUS

STARLOCK MAX



FULL RANGE

### Change your multi-tool accessory in less than 3 seconds!

There are three different categories of blades, STARLOCK, STARLOCK PLUS and STARLOCK MAX. Each has been designed to complement the power output of its compatible multi-tool. STARLOCK blades can be used with any multi-tool, whereas STARLOCK PLUS and STARLOCK MAX blades require more power and can therefore only be used with certain multi-tools. STARLOCK MAX is the most powerful range of blade classification. Choose from cutting, sawing, plunge cutting, rasping, and sanding with specialist attachments for an endless list of tasks.

### 18V LXT Brushless Multi-Tool

DTM52

Oscillation angle	3.6°
Oscillations per min	10,000-20,000
Max Output	370W
Net Weight	1.7-2.0kg

**ULTRA-LOW VIBRATION**  
Sanding 2.5 m/sec<sup>2</sup>  
Scraping 2.5 m/sec<sup>2</sup>  
Sawing 2.5 m/sec<sup>2</sup>  
EN60745

**KEY-LESS BLADE CHANGE:**  
OIS - NO  
STARLOCK - YES  
STARLOCK PLUS - YES  
STARLOCK MAX - YES



#### Model Versions

DTM52Z Body Only

STANDARD EQUIPMENT: Anti-rust oil.

LXT BL MOTOR AVT STARLOCK MAX

### 18V LXT Multi-Tool Kit

DTM51

Max output	390W	DTM51ZJX7	
Oscillation angle	3.2°	Sanding Pad	B-65115
Oscillations per minute	6,000-20,000	60 grit wood x5	B-21624
Net weight	2.0-2.4kg	80 grit wood x5	B-21630
		120 grit wood x5	B-21646
		180 grit wood x5	B-21652
		85mm segment saw x1	B-64799

**KEY-LESS BLADE CHANGE**  
STARLOCK



STARLOCK LXT

#### Model Versions

DTM51ZJX7 Body Only + Accessories

DTM51Z Body Only

STANDARD EQUIPMENT: MAKPAC Carry case, dust extraction attachment, accessories, tool box.

### 18V LXT Multi-Tool Kit

DTM50

Oscillations per min	6,000-20,000	DTM50RT1J1	
Oscillation angle	3.2°	Sanding Pad	B-65115
Net weight	1.8-2.2kg	60 grit wood x5	B-21624
		80 grit wood x5	B-21630
		120 grit wood x5	B-21646
		180 grit wood x5	B-21652
		85mm segment saw x1	B-64799

STARLOCK



STARLOCK LXT

#### Model Versions

DTM50RT1J1 1x5.0Ah + Accessories

DTM50Z Body Only

STANDARD EQUIPMENT: Fast charger, battery cartridge, Carry case, hex wrench, dust extraction attachment, accessories.

Body only machines and products do not come with batteries or chargers.



LXT CORDLESS

18V LXT Multi-Tool Kit

DTM50RT1J3

Oscillations per min  
Total oscillation angle  
Net weight

6,000-20,000  
3.2°  
1.8-2.2kg

DTM50RT1J3

80 grit wood x5  
120 grit wood x5  
180 grit wood x5  
85mm segment saw x1  
85mm segment saw x1  
32mm PI C blade x1  
32mm PI C blade x1  
52mm scraper x1  
52mm scraper x1  
65mm RIFF blade x1  
78mm RIFF blade x1  
Sanding Pad  
60 grit wood x5

B-21630  
B-21646  
B-21652  
B-21294  
B-64799  
B-21369  
B-21412  
B-21456  
B-21440  
B-21509  
B-21515  
B-65115  
B-21624

STARLOCK

LXT

Model Versions

DTM50RT1J3 1x 5.0Ah

STANDARD EQUIPMENT: Fast charger, battery cartridge, Carry case, hex wrench, dust extraction attachment, accessories.

18V x2 (36V) Brushless Reciprocating Saw

DJR360

Strokes per minute  
Length of stroke  
Capacity in wood  
Capacity in pipe  
Net Weight

0-2,300 spm (Low)  
0-3,000 spm (High)  
32mm  
255mm  
Ø130mm  
4.0-4.7kg

TOOL-LESS BLADE CHANGE

Model Versions

DJR360ZK Body Only

STANDARD EQUIPMENT: Carry case.

18V LXT BL Reciprocating Saw

DJR187

Strokes per minute  
Length of stroke  
Capacity in wood  
Capacity in pipe  
Net Weight

0-2,300 spm (Low)  
0-3,000 spm (High)  
32mm  
255mm  
Ø130mm  
3.4-3.8kg

TOOL-LESS BLADE CHANGE

Model Versions

DJR187RTE 2x 5.0Ah  
DJR187Z Body Only

STANDARD EQUIPMENT: Fast charger, battery cartridges, Carry case.

LXT CORDLESS

18V LXT Brushless Reciprocating Saw

DJR188

Strokes per Minute  
Length of stroke  
Capacity in Wood  
Capacity in Pipe  
Net Weight

0 – 3,000spm  
20mm  
255mm  
130mm  
2.6-2.9kg

TOOL-LESS BLADE CHANGE

Model Versions

DJR188Z Body Only

STANDARD EQUIPMENT: Saw blade.

18V Brushless Reciprocating Saw

DJR189

Strokes per minute  
Stroke length  
Capacity Wood  
when 300mm blade is used  
Capacity MS pipe  
Variable speed control  
Blade clamp  
Net Weight

0 – 3,100 spm  
22 mm  
255 mm  
130 mm  
Trigger  
Tool-less  
2.2 – 2.5kg

Model Versions

DJR189Z Body Only

STANDARD EQUIPMENT: Saw blade

18V LXT Reciprocating Saw

DJR186

Strokes per minute  
Length of stroke  
Capacity in wood  
Capacity in pipe  
Net weight

0 – 2,800 spm  
32mm  
255mm  
Ø130mm  
3.5-3.8kg

TOOL-LESS BLADE CHANGE

Model Versions

DJR186RTE 2x 5.0Ah  
DJR186Z Body Only

STANDARD EQUIPMENT: Fast charger, battery cartridges, Carry case.

18V LXT Mini Reciprocating Saw

DJR183  
DJR185

Strokes per minute  
Stroke length  
Capacity wood  
Capacity MS pipe  
Variable speed control  
Blade clamp  
Trigger  
Net weight

0-3,000spm  
13mm  
50mm  
50mm  
Trigger  
DJR185: Hex wrench  
DJR183: Tool-less  
Lock off  
DJR183: 1.5-1.7kg  
DJR185: 1.5-1.8kg

Body only machines do not come with a Carry case.

Model Versions

DJR183Z Body Only (Tool-less)  
DJR185Z Body Only

STANDARD EQUIPMENT: Hex wrench.

18V LXT Brushless Metal Shear

DJS131

Cutting capacity mild steel  
Cutting capacity S/Steel  
Strokes per minute  
Net Weight

1.3mm  
1.0mm  
0 – 3,000spm  
2.0 – 2.3Kg

OFFSET-SHEAR HEAD:  
HEAD ROTATES THROUGH  
360° FOR OPTIMUM  
MANOEUVRABILITY

Model Versions

DJS131Z Body Only

STANDARD EQUIPMENT: Hex wrench, belt clip.

18V LXT Brushless Metal Shear

DJS200

Cutting capacity mild steel	2.0mm
Cutting capacity stainless steel	1.6mm
Strokes per minute	0 - 3,000 spm
Net Weight	2.2 - 2.5 Kg

STRAIGHT SHEAR HEAD:  
HEAD ROTATES THROUGH  
360° FOR OPTIMUM  
MANOEUVRABILITY

Body only machines do not  
come with a Carry case.



Model Versions

DJS200Z Body Only

STANDARD EQUIPMENT: Hex wrench, belt clip.



18V LXT Metal Shear

DJS130

Cutting capacity mild steel	1.3mm
Cutting capacity stainless steel	1.0mm
Strokes per minute	2,800spm
Net weight	2.3-2.6kg

HEAD ROTATES THROUGH  
360° FOR OPTIMUM  
MANOEUVRABILITY

Body only machines do not  
come with a Carry case.

Model Versions

DJS130Z Body Only

STANDARD EQUIPMENT: Hex wrench, belt clip.



18V LXT Straight Shear

DJS161

Cutting capacity mild steel	1.6mm
Cutting capacity stainless steel	1.2mm
Cutting capacity aluminium	2.5mm
Minimum cutting radius	250mm
Strokes per minute	4,300spm
Net weight	1.8-2.2kg

Body only machines do not  
come with a Carry case.

Model Versions

DJS161Z Body Only

STANDARD EQUIPMENT: Hex wrench.



18V LXT Nibbler

DJN161

Cutting capacity mild Steel	1.6mm (16Ga)
Cutting capacity stainless Steel	1.2mm (18Ga)
Cutting capacity Aluminium	2.5mm (12Ga)
No load speed	1,900spm
Net weight	1.9-2.3kg

Body only machines do not  
come with a Carry case.

Model Versions

DJN161RTJ 2x 5.0Ah

DJN161Z Body Only

STANDARD EQUIPMENT: Punch and die set, hex wrench, wrench holder,  
Carry case



18V LXT Brushless Fibre Cement Board Shears

DJS800

No Load Speed	0 - 3,000 spm	HEAD ROTATES THROUGH 360° FOR OPTIMUM MANOEUVRABILITY
Max cutting capacity	13 mm	
Vibration	6.0 m/s²	
Vibration K Factor	1.5 m/s²	
Sound Pressure Level	77 dB(A)	
Sound K Factor	3 dB(A)	
Net Weight	2.5Kg	

Body only machines do not  
come with a Carry case.



Model Versions

DJS800Z Body Only

STANDARD EQUIPMENT: Truss head screw m4 x 12, hook, hex wrench.



18V LXT BL 76mm Disc Cutter

DMC300

Blade diameter	76mm
Bore diameter	9.5, 10.0 mm
No Load speed	20,000 rpm
Max cutting capacity	
With dust cover	13.5mm
Without dust cover	16.0 mm
Net Weight	1.2 - 1.7 Kg



Model Versions

DMC300RTJ 2x 5.0Ah

DMC300Z Body Only

STANDARD EQUIPMENT: Fast charger, battery cartridges, dust collect cover  
attachment, Cut off wheel, Hex wrench, Carry case

18V LXT BL 125mm Disc Cutter

DCC500

Blade Diameter	125mm
Bore Diameter	20mm
No Load Speed	8,800rpm
Max Cutting Capacity @ 0°	40mm
Max Cutting Capacity @ 45°	27mm
Net Weight	2.5-3.0kg



Model Versions

DCC500Z Body Only

STANDARD EQUIPMENT: Dust bag, hex wrench.

## 18V x2 (36V) LXT Brushless 230mm Disc Cutter

DCE090

Max Wheel Diameter	230mm
Bore Diameter	22.23mm
Max Wheel Thickness	3.0mm
No Load Speed	6,600rpm
Max Cutting Capacity	88mm
Net Weight	5.6-6.3kg



### Model Versions

DCE090T2X1 2x 5.0Ah

DCE090ZX1 Body Only

STANDARD EQUIPMENT: Fast charger, battery cartridges, hex wrench, wrench, coupling sleeve, abrasive wheel.

## 18V x2 (36V) Brushless 230mm Angle Grinder

DGA901

Wheel Diameter	230mm
Bore Diameter	22.23mm
Max Wheel Thickness	6.5mm
Switch Type	Trigger Switch
No Load Speed	6,000rpm
Net Weight	5.2-8.0kg

**ANTI RESTART  
CURRENT LIMITER**

AWS: Auto-start Wireless System  
connects to compatible dust  
extractor with Bluetooth



### Model Versions

DGA901ZUX2 Body Only

STANDARD EQUIPMENT: Side handle, lock nut wrench, wireless unit.

## 18V x2 (36V) Brushless 230mm Angle Grinder

DGA900

Wheel Diameter	230mm
Bore Diameter	22.23mm
Max Wheel Thickness	6.5mm
No Load Speed	6,000rpm
Switch Type	Trigger switch
Net Weight	5.2-8.0kg

**ANTI RESTART  
CURRENT LIMITER**



### Model Versions

DGA900PT2 2x 5.0Ah

DGA900Z Body Only

STANDARD EQUIPMENT: Fast charger, battery cartridges, side handle, lock nut wrench, Carry case.

## 18V LXT Brushless 125mm Angle Grinder

DGA519

Wheel Diameter	125mm
Bore Diameter	22.23mm
Max Wheel Thickness	6mm
No Load Speed	3,000 - 8,500 rpm
Switch Type	Paddle switch
Net Weight	2.5 - 3.1 kg

**ANTI-RESTART  
CURRENT LIMITER**

Body only machines do not  
come with a Carry case.



### Model Versions

DGA519Z Body Only

STANDARD EQUIPMENT: Side handle, grinding wheel.



## 18V LXT Brushless 125mm Angle Grinder

DGA517

Wheel Diameter	125mm
Bore Diameter	22.23mm
Max Wheel Thickness	7.2mm
No Load Speed	3,000 - 8,500rpm
Switch Type	Paddle Switch
Net Weight	2.4-3.1 kg

**ANTI-RESTART  
CURRENT LIMITER**

Body only machines do not  
come with a Carry case.



### Model Versions

DGA517Z Body Only

STANDARD EQUIPMENT: Lock nut wrench, side handle, grinding wheel, cutting wheel cover set.



## 18V LXT Brushless 125mm Angle Grinder

DGA513

Wheel Diameter	125mm
Bore Diameter	22.23mm
Max Wheel Thickness	7.2mm
No Load Speed	3,000 - 8,500rpm
Switch Type	Slide Switch
Net Weight	2.4-3.0 kg

**ANTI-RESTART  
CURRENT LIMITER**

Body only machines do not  
come with a Carry case.



### Model Versions

DGA513Z Body Only

STANDARD EQUIPMENT: Lock nut wrench, side handle, grinding wheel, cutting wheel cover set.





18V LXT Brushless 125mm Angle Grinder

DGA504

Wheel Diameter	125 mm
Bore Diameter	22.23 mm
Max Wheel Thickness	6 mm
Switch Type	Slide switch
No Load Speed	8,500 rpm
Net Weight	2.5 Kg

ANTI-RESTART

Body only machines do not come with a Carry case.



**Model Versions**  
DGA504Z Body Only

STANDARD EQUIPMENT: Grinding wheel, Tool-less wheel cover, wheel cover, Side handle, lock nut wrench



LXT BL MOTOR

18V LXT Brushless 115mm Angle Grinder

DGA469

Wheel Diameter	115mm
Bore Diameter	22.23mm
Max Wheel Thickness	6mm
No Load Speed	3,000 – 8,500 rpm
Switch Type	Paddle switch
Net Weight	2.5 – 3.1 kg

ANTI-RESTART  
CURRENT LIMITER

Body only machines do not come with a Carry case.



**Model Versions**  
DGA469Z Body Only

STANDARD EQUIPMENT: Side handle, grinding wheel.



LXT BL MOTOR AFT ADT XLOCK

18V Brushless 115mm Angle Grinder

DGA467

Wheel Diameter	115mm
Bore Diameter	22.23mm
Max Wheel Thickness	7.2mm
No Load Speed	3,000 - 8,500rpm
Switch Type	Paddle Switch
Net Weight	2.4-3.1kg

ANTI-RESTART  
CURRENT LIMITER

Body only machines do not come with a Carry case.



**Model Versions**  
DGA467Z Body Only

STANDARD EQUIPMENT: Lock nut wrench, side handle, grinding wheel, cutting wheel cover set.



LXT BL MOTOR AFT ADT

18V Brushless 115mm Angle Grinder

DGA463

Wheel Diameter	115mm
Bore Diameter	22.23mm
Max Wheel Thickness	7.2mm
No Load Speed	3,000 - 8,500rpm
Switch Type	Slide Switch
Net Weight	2.3-3.0 kg

ANTI-RESTART  
CURRENT LIMITER

Body only machines do not come with a Carry case.



**Model Versions**  
DGA463RTJ 2x 5.0Ah  
DGA463Z Body Only

STANDARD EQUIPMENT: Lock nut wrench, side handle, grinding wheel, cutting wheel cover set, RTJ only: Fast charger, battery cartridges, Carry case.



LXT BL MOTOR AFT ADT

18V LXT 115mm Angle Grinder

DGA452

Wheel diameter	115mm
No load speed	10,000rpm
Net weight	2.06-2.71kg

ANTI RESTART

Body only machines do not come with a Carry case.



**Model Versions**  
DGA452RTJ 2x 5.0Ah  
DGA452Z Body Only

STANDARD EQUIPMENT: Fast charger, battery cartridges, lock nut wrench, side handle, abrasive wheel, Carry case.

18V LXT Die Grinder

DGD800

Collet capacity	6mm
No load speed	26,000rpm
Max wheel point diameter	36mm
Net weight	1.7-2.2kg

Body only machines do not come with a Carry case.



**Model Versions**  
DGD800Z Body Only

STANDARD EQUIPMENT: Collet cone, wrench x2.



18V LXT Brushless Random Orbit Polisher

DPO600

Pad Diameter	150mm	<b>RANDOM ORBIT WITH FORCED ROTATION AND RANDOM ORBIT MODE</b>
Orbits per Minute	Normal 0-6,800opm Finish 0-5,200opm	
Strokes per Min	Normal 0-13,600spm Finish 0-10,400spm	
No Load Speed	Normal 0-780rpm Finish 0-600rpm	
Orbit Diameter	5.5mm	
Net Weight	3.1-3.6kg	

Body only machines do not come with a Carry case.



LXT BL MOTOR



**Model Versions**  
**DPO600RTE** 2x 5.0Ah  
**DPO600Z** Body Only  
STANDARD EQUIPMENT: Fast charger, battery cartridges, tool bag, side grip, pad, hex wrench.

18V x2 (36V) Brushless 355mm Cut-Off Saw

DLW140

Max Output	1,300W
Wheel Diameter	355mm
Bore Diameter	25.4mm
Max Wheel Thickness	3.0mm
No Load Speed	3,800rpm
Net Weight	17.2-17.8kg

**TOOL-LESS BLADE CHANGE GUIDE ADJUSTMENT**

○	90°	45°
	127mm	127mm
□	115x130mm 102x194mm 70x233mm	115x103mm
□	119x119mm	106x106mm
∧	137x137mm	100x100mm



LXT LXT 36V 18V + 18V BL MOTOR



**Model Versions**  
**DLW140Z** Body Only  
STANDARD EQUIPMENT: Abrasive wheel.

18V LXT Brushless Threaded Rod Cutter

DSC121

Capacity: Steel diameter	8-12mm
Cutting Speed	3.0 seconds
Net Weight	6.0kg

**MILD AND STAINLESS STEEL**



LXT BL MOTOR



**Model Versions**  
**DSC121ZKX1** Body Only  
STANDARD EQUIPMENT: Cutter blade, stand, oil, hex wrench.

18V/14.4v LXT Brushless Threaded Rod Cutter

DSC102

Capacity in	
Mild steel	W3/8, M10, M8, M6
Stainless steel	W3/8, M8, M6
Min. cutting length	20mm
Work amount with BL1860B	
W3/8 (Mild Steel)	1,600 pcs
W3/8 (Stainless)	1,500 pcs
M10 (Mild Steel)	1,600 pcs
M8 (Mild Steel)	2,300 pcs
M8 (Stainless)	1,900 pcs
M6 (Mild Steel)	2,700 pcs
M6 (Stainless)	2,200 pcs
Net weight	2.8-3.2kg



**Model Versions**  
**DSC102ZJ** Body Only  
STANDARD EQUIPMENT: Cutter blade, hex socket head bolt, blade cover, depth gauge, thumb screw, hex wrench, Carry case.



LXT BL MOTOR

18V LXT Steel Hole Punch

DPP200

Capacity in Steel	Ø20mm
Capacity in Stainless Steel	Ø20mm
Max Throat Depth	40mm
Type of hole	Round / Oblong
Net Weight	10.7 – 10.8kg



LXT

**Model Versions**  
**DPP200ZK** Body Only  
STANDARD EQUIPMENT: 12mm round punch and die, hex wrench, spanner, grip, oil, Carry case.

18V LXT Brushless Steel Rod Cutter

DSC251

No Load Speed	2,200 rpm
Blade Diameter	110mm
Cutting Capacity (Rebar)	10 -25mm
Net Weight	3.9 -4.0kg



LXT BL MOTOR ADT

**Model Versions**  
**DSC251ZK** Body Only  
STANDARD EQUIPMENT: TCT saw blade, dust bag, side grip, hex wrench, Carry case.

18V LXT Steel Rebar Cutter

DSC191

Max. Cutting Capacity	20mm
Cutting Speed	6.5 secs
Overall Length	412mm
Net Weight	11.1-11.2kg



Model Versions

DSC191Z Body Only

STANDARD EQUIPMENT: Carry case.



18V LXT Brushless Steel Rebar Cutter

DSC163

Max. cutting capacity	3-16mm
Cutting Speed	2.8 seconds
Net Weight	6.9kg



Model Versions

DSC163ZK Body Only

STANDARD EQUIPMENT: Wrench, hex wrench, oil, Carry case.



18V/14.4V LXT Brushless Rebar Tying Tool

DTR180

Max Power Output	340W
Tie Wire	Ø 0.8mm Annealed wire
Applicable Rebars	D10 x D10 - (D13 x2) x (D13 x2)
Approx. ties per reel	120 (5.0ah battery)
Net Weight	2.3-2.6kg



Model Versions

DTR180ZK Body Only

STANDARD EQUIPMENT: Hex wrench, belt clip, Carry case.



18V LXT Brushless Rebar Tying Tool

DTR181

Max Power Output	340W
Applicable Rebars	D16 x D16 - (D13 x 2) x (D16 x 2)
Annealed wire	Ø0.8 mm
Galvanised wire	Ø0.8 mm
Poly coated wire	Ø0.9 mm
Net Weight	2.4 - 2.7kg



Model Versions

DTR181ZJ Body Only

STANDARD EQUIPMENT: Nylon brush, Hex wrench, belt clip, Carry case.



18V LXT Vacuum Pump

DVP180

Compression Type	Oil rotary type, Single stage
Flow Rate	50 L/min
Ultimate Vacuum	20 Pascals
Motor Speed	3,840 rpm
Oil Capacity	115 ml
Inlet Port	5/16"
Net Weight	3.5kg

Body only machines do not come with a Carry case.



Model Versions

DVP180Z Body Only

STANDARD EQUIPMENT: Vacuum pump oil, adaptor.



18V LXT Vacuum Pump

DVP181

Pump Type	Oil-sealed rotary vane vacuum pump
Compression method	Dual-stage
Flow rate	113 L/min
Ultimate Vacuum	3 Pascals
Oil Capacity	300 ml
Net Weight	8.1 - 8.2Kg



Model Versions

DVP181ZK Body Only

STANDARD EQUIPMENT: Vacuum pump oil, adapters (5/16" female x 1/4" male), Carry case





18V LXT Heat Gun

DHG181

Nozzle joint portion	34.5 mm
Max Output	10 W
Air temperature	150 – 550 °C
Air volume (Mode 1 / 2)	120 / 200 L/min
Net Weight	1.0 – 1.4 Kg

ANTI-RESTART



**Model Versions**  
DHG181ZJ Body Only

STANDARD EQUIPMENT: Glass protection nozzle, wide slot nozzle, reflector nozzle, reduction nozzle, Carry case.



DHG181 FEATURES

Air temperature adjustment dial



Air volume setting 2 stage:  
Position 1 for 120L/min,  
Position 2 for 200L/min



LED job light with afterglow



Quick release mechanism for easy nozzle replacement

18V LXT Caulking Gun

DCG180

Max. push force	5,000N
No load speed	28mm/sec
Weight	2.6-3.0kg

**COMPATIBLE WITH:**  
300ml Cartridge  
(215mm x 51mm)



**ANTI DRIP FUNCTION  
SUPPLIED WITH 600ml HOLDER**



**Model Versions**  
DCG180ZBK Body Only + Case  
STANDARD EQUIPMENT: 600ml holder, Carry case.



18V LXT Grease Gun

DGP180

Grease Capacity (Barrel A)	Cartridge = 410g Bulk = 455g
Flexible Hose Length	1,200mm
Max Operating Pressure	69MPa (10,000 psi)
Flow rate (slow speed)	145 ml/min
Flow rate (Auto speed change)	290 ml/min
Net Weight	4.8 – 6.1kg

Body only machines do not come with a Carry case.



**Model Versions**  
DGP180RT 1x 5.0Ah  
DGP180Z Body Only

STANDARD EQUIPMENT: Fast charger, battery cartridges, shoulder strap, Carry case.



18V LXT Brushless Mixer

DUT130

No Load Speed	Hi 0-1,300rpm Low 0 – 350rpm
Tool Holder Shank	M14
Max Paddle Diameter	165mm
Net Weight	2.5-2.8kg

**NOT SUITABLE FOR  
MIXING PLASTER**

Body only machines do not come with a Carry case.



**Model Versions**  
DUT130Z Body Only

STANDARD EQUIPMENT: Shaft holder, side handle, front cover, wrenches, tool bag.



## 18V LXT Brushless Dust Blower

DAS180

Max Air Volume	1.1 m <sup>3</sup> /min
Max Air Speed	200 m/s (with nozzle 7 / mode 4)
Max Sealed Suction	10.3 kPa (with air vent hose complete)
Max air pressure	29.7 kPa
Net Weight	1.2 – 1.7 Kg

### 4 STAGE AIR VOLUME SETTINGS

Body only machines do not come with a Carry case.



### Model Versions

**DAS180Z** Body Only

STANDARD EQUIPMENT: Wide range nozzle, nozzle 3, nozzle 7, nozzle 13, pinch valve nozzle



**LXT BL MOTOR**

## 36V LXT Connect X Concrete Vibrating Poker

VR001C/002C  
/003C/004C

Vibration per minute	12,000vpm
Vibrator diameter:	
VR001C / VR002C	ø43mm
VR003C / VR004C	ø52mm
Shaft length:	
VR001C / VR003C	1.5m
VR002C / VR004C	3.0m
Net Weight	11.8 / 12.9 / 12.6 / 13.7kg

**POWERED BY BACK  
PACK POWER SUPPLY  
ONLY (SEE PAGE 7)**

Body only machines do not come with a Carry case.

### Model Versions

**VR001CZ** Body Only

**VR002CZ** Body Only

**VR003CZ** Body Only

**VR004CZ** Body Only



**CONNECT X**

## 18V LXT Concrete Vibrating Poker

DVR350

Shaft length	800mm
Shaft diameter	25mm
Vibration	13,000vpm
Amplitude	1.1mm
Net weight	2.9-3.3kg

Body only machines do not come with a Carry case.

### Model Versions

**DVR350RTE** 2x 5.0Ah

**DVR350Z** Body Only

STANDARD EQUIPMENT: Fast charger, battery cartridges.



**LXT**

## 18V LXT Inflator

DMP180

Max Air Pressure	830 kPa (121 PSI)
Air Discharge Amount	12 litres/min (at 200 kPa)
Net Weight	1.4 – 1.7kg

Body only machines do not come with a Carry case.



### Model Versions

**DMP180RT1J** 1x 5.0Ah

**DMP180Z** Body Only

STANDARD EQUIPMENT: French adaptor, sport ball needle adaptor, tapered adaptor, American and British adaptor, fast charger, battery cartridge, Carry case.



**LXT**

## 18V LXT Inflator

DMP181

Max Air Pressure	1,110 kPa (161 PSI)
Air Discharge Amount	22 litres/min (at 200 kPa)
	11 litres/min (at 700 kPa)
	7 litres/min (at 1,100 kPa)
Hose length	65cm
Net Weight	2.1 – 2.8kg

Body only machines do not come with a Carry case.



### Model Versions

**DMP181Z** Body Only

STANDARD EQUIPMENT: British adaptor, French adaptor, swim ring adaptor, Sport ball needle adaptor.



**LXT**

## 18V/14.4V LXT Wall Scanner

DWD181

Max detection depth:		Detection accuracy of object depth	
Metal in concrete	180mm		±5 mm
Plastic pipe in concrete (water filled/empty)	120mm	Detectable minimum distance between two adjacent objects	40mm
Live Cables	120mm	Run Time 18V 6.0Ah battery	28hrs
Wood stud behind drywall	25mm	Net Weight	1.0-1.7kg
Detection accuracy of object centre position	±5 mm		



**FULL COLOUR DISPLAY**

**LXT**



### Model Versions

**DWD181ZJ** Body Only

STANDARD EQUIPMENT: Carry case.



18V x2 (36V) LXT Brushless Wheelbarrow with Electric Lift DCU601

Max Loading Capacity	300kg on flat ground
Max Climbing Angle	180kg on a 12° slope
Forward Speed (3 speeds)	1.5 / 3.5 / 5.0 Km/h
Reverse Speed	1.0 Km/h
Net Weight	144 – 145kg



**Model Versions**  
**DCU601Z** Body Only

STANDARD EQUIPMENT: Electric lift, clamp

18V x2 (36V) LXT Brushless Wheelbarrow with Dump Bucket DCU602

Max Loading Capacity	300kg on flat ground
Max Climbing Angle	180kg on a 12° slope
Forward Speed (3 speeds)	1.5 / 3.5 / 5.0 Km/h
Reverse Speed	1.0 Km/h
Net Weight	145 – 147kg



**Model Versions**  
**DCU602Z** Body Only

STANDARD EQUIPMENT: Dump Bucket, clamp

18V x2 (36V) LXT Brushless Wheelbarrow with Pipe Frame DCU604

Max Loading Capacity	300kg on flat ground
Max Climbing Angle	180kg on a 12° slope
Forward Speed (3 speeds)	1.5 / 3.5 / 5.0 Km/h
Reverse Speed	1.0 Km/h
Net Weight	119 – 120kg




**Model Versions**  
**DCU604Z** Body Only

STANDARD EQUIPMENT: Clamp

18V LXT Brushless Wheelbarrow DCU180


Max Loading Capacity	130 kg
Max Climbing Angle	12°
Forward Speed (Hi)	3.5km/h
Forward Speed (Lo)	1.5km/h
Reverse Speed	1.0km/h
Net weight (Machine only)	32.5kg
Net weight (Pipe frame)	44.5-44.8kg
Net weight (Bucket frame)	39.3-39.6kg



**Model Versions**  
**DCU180PTX3** 2x 5.0Ah + 199009-8 Pipe Frame  
**DCU180PTX4** 2x 5.0Ah + 199008-0 Bucket Frame  
**DCU180PT2** 2x 5.0Ah  
**DCU180Z** Body Only

STANDARD EQUIPMENT: Wrench x2, support legs, lock key, fast charger, battery cartridges.

DUC180 Pipe Frame	DUC180 Bucket	DCU604/602/601 Pipe Frame	DCU604/602/601 Flat Bucket
199009-8	199008-0	191B67-2	1911B3-6



DCU604/602/601 Dump Bucket	DCU604/602/601 Dump Attachment
191B69-8	191B63-0





18V x2 (36V) LXT Brushless Power Washer

DHW080

Pump Speed	Hi: 3,450rpm Low: 2,390rpm	<b>MAX PERMISSIBLE FLOW/ PRESSURE:</b> <b>MAINS SUPPLY FROM TAP</b>
Regular Pressure	Hi: 55 bar Low: 30 bar	
Max Permissible Pressure	80 bar	<b>REGULAR FLOW / PRESSURE:</b> <b>SELF-PRIMING</b>
Regular Flow Pressure	Hi: 330 l/hour Low: 240 l/hour	
Max Water Flow	380 l/hour	
Max Water Feed Temperature	40°C	
Tank Capacity	50L	
Net Weight	6.4-7.7kg	
Run time 2x 6.0Ah batteries	34 mins	



**Model Versions**  
**DHW080PG2** 2x 6.0Ah  
**DHW080ZK** Body Only

STANDARD EQUIPMENT: Fast charger, battery cartridges, trigger gun, variable spray lance, cyclone jet nozzle, self-suction hose set, high pressure hose 5m, storage box, connector set

DHW080 FEATURES



**Water Supply**  
The DHW080 can be ran from a mains water supply or from a water tank (50L Tank supplied).

**Makpac**  
The 50L tank is part of the Makpac system allowing Cases to fit on top and connecting to the TR00000001 Makpac trolley.

**Storage Options**  
The 50L tank can be used as a storage container for the DHW080 and accessories.

12V CXT / 18V LXT Coffee Maker

DCM501

Brew Capacity:	
CXT Battery	260 ml
14.4V Battery (3.0ah)	260 ml
18V Battery (3.0ah)	320 ml
18V Battery (6.0ah)	640 ml
Brew Time:	
1 cup of coffee (160ml) CXT	7 min
1 cup of coffee (160ml) 14.4V	5 min
1 cup of coffee (160ml) 18V	5 min
Coffee pod	60mm
Net weight	1.9 - 2.2 kg



**Model Versions**  
**DCM501Z** Body Only

STANDARD EQUIPMENT: Mug, measuring spoon.



18V x2 (36V) LXT Kettle

DKT360

Water tank capacity	0.8L
Dimensions	L233 x W263 x H307mm
Boiling time of 0.8L water	8 mins (23°C water) 9 mins (10°C water)
Amount of 23°C water boiled on 2x fully charged batteries	1.4L (with two BL1850B) 1.7L (with two BL1860B)
Net Weight	2.7 – 3.4kg



**Model Versions**  
**DKT360Z** Body Only

18V LXT Cooler & Warmer Box

DCW180

Cooling Capacity	-18°C to 10°C
Warming Capacity	55°C / 60°C
Capacity	20L
Run Time 2x 6.0Ah	5 hours (at -18 °C) 17 hours (at 5 °C) 4 hours (at 60 °C)
Net Weight	13.0-14.3kg

**5X COOLING TEMPERATURE SETTINGS**  
**2X WARMING TEMPERATURE SETTINGS**



**Model Versions**  
**DCW180RTE** 2x 5.0Ah  
**DCW180Z** Body Only

STANDARD EQUIPMENT: Shoulder belt, 12V/24V DC car socket adaptor, fast charger, battery cartridges.



18V / 14.4V LXT Portable Fan

DCF301

Fan Diameter	330mm
Max Air Speed (Hi/Med/Low)	240 / 170 / 120 m/min
Air Flow (Hi/Med/Low)	21 / 15 / 10 m³/min
Run time with BL1860B (Hi/Med/Low)	
With Oscillation	210/415/815 mins
Without Oscillation	215/430/850 mins
Net Weight	3.8 – 4.5kg

Body only machines do not come with a Carry case.



**Model Versions**  
**DCF301Z** Body Only

STANDARD EQUIPMENT: AC power adaptor.



## 18V / 14.4V LXT Portable Fan

DCF300

Run time 14.4v	Hi 45 min Mid 90 min Lo 180 min
Run time 18V	Hi 50 min Mid 100 min Lo 200 min
Max. air speed	220m/min
Fan diameter	330mm
Net weight	4.3-4.7kg



## Model Versions

DCF300Z Body Only

STANDARD EQUIPMENT: AC power adaptor.



## 18V / 14.4V LXT Portable Fan

DCF203

Max Air Speed	Hi 190m/min Med 150m/min Lo 120m/min
Fan Diameter	235mm
Air Flow H/M/L	8.2 / 6.5 / 5.2m³/min
Run Time (6.0Ah)	
With Oscillation	(H/M/L) 410/650/1,010mins
Without Oscillation	(H/M/L) 430/700/1,155mins
Net Weight	1.9 – 2.6kg

## 3-SPEED SETTINGS

## Model Versions

DCF203Z Body Only

STANDARD EQUIPMENT: AC power adaptor.



## 18V / 14.4V LXT Portable Fan

DCF201

No load speed	Hi 1,700 rpm Lo 1,200 rpm
Run time 14.4v	Hi 90 / Lo 180 min
Run time 18V	Hi 100 / Lo 200 min
Max air speed	120m/min
Fan diameter	250mm
Net weight	2.5-2.9kg



## Model Versions

DCF201ZW Body Only

STANDARD EQUIPMENT: AC power adaptor.



## 18V / 14.4V LXT Portable Fan

DCF102

Max Air Speed (Hi)	180m/min
Max Air Speed (Med)	150m/min
Max Air Speed (Lo)	120m/min
Fan Diameter	180mm
Air Flow (Hi/Med/Lo)	4.6/3.8/3.0m³/min
Run Time (6.0Ah)	
Without Oscillation	Hi:575, Med:705, Lo:1270mins
With Oscillation	Hi:560, Med:685, Lo:1210mins
Net Weight	1.3-2.0kg

3-SPEED SETTINGS  
AUTO OSCILLATION

## Model Versions

DCF102Z Body Only



## 18V LXT Blower

DUB185

No Load Speed	0 – 18,000 rpm
Max Air Volume	3.2 m³/min
Max Air Velocity	98 m/s
Max Sealed Suction	5.8 kPa
Net Weight	1.6-2.1kg



## Model Versions

DUB185RT 1x 5.0Ah

DUB185Z Body Only

STANDARD EQUIPMENT: Fast Charger, battery cartridge, nozzle.



## 18V LXT Blower

DUB186

Max Air Volume	3.2m³/min
Max Air Velocity	68 m/sec
No Load Speed	0 – 18,000rpm
Net Weight	1.6-2.1kg



## Model Versions

DUB186RT 1x5.0Ah

DUB186Z Body Only

STANDARD EQUIPMENT: Fast charger, battery cartridge, garden nozzle.



## 18V x2 (36V) Brushless L Class Dust Extractor

DVC155L  
DVC865L

Machine Type	Wet and Dry	Class L – Removes 99.0% of dust with Limit Value for occupational exposure > 1.0 mg/m³.
Tank Capacity (Dry)	DVC155L: 15L DVC865L: 8L	
Wet Capacity	DVC155L: 12L DVC865L: 6L	
Max Air Flow	2.1 m³/min	Suitable for processes involving mica, china clay, gypsum.
Max Sealed Suction	11kPa	
Suction Power	105W	
Net Weight	DVC155L: 7.2 - 7.9 kg DVC865L: 7.0 – 7.7kg	195432-5: Poly bag 10 pack

## Model Versions

DVC155LZX2 Body Only

DVC865LZX3 Body Only

STANDARD EQUIPMENT: Poly bag set, 1.7m x 32mm hose, aluminium telescopic pipe, bending pipe, F/C switching nozzle, crevice nozzle, Tool box.



## 18V x2 (36V) Brushless L Class Dust Extractor

DVC156L  
DVC866L

Machine Type	Dry only	Class L – Removes 99.0% of dust with Limit Value for occupational exposure > 1.0 mg/m³.
Tank Capacity (Dry)	DVC156L: 15L DVC866L: 8L	
Max Air Flow	2.1 m³/min	Suitable for processes involving mica, china clay, gypsum.
Max Sealed Suction	11kPa	
Suction Power	105W	
Net Weight	DVC156L: 7.3 - 7.9 kg DVC866L: 7.0 - 7.7 kg	195432-5: Poly bag 10 pack

## Model Versions

DVC156LZX1 Body Only

DVC866LZX1 Body Only

STANDARD EQUIPMENT: Poly bag set, 1.7m x 32mm hose, aluminium telescopic pipe, bending pipe, floor nozzle, crevice nozzle, Tool box.



18V x2 (36V) Brushless L Class Dust Extractor

Machine Type	Airborne particles
Tank Capacity (Dry)	DVC157L: 15L DVC867L: 8L
Max Air Flow	2.4 m³/min
Max Sealed Suction	11kPa
Suction Power	110W
Net Weight	DVC157L: 8.0 - 8.6 kg DVC867L: 7.7 - 8.4 kg

Class L – Removes 99.0% of dust with Limit Value for occupational exposure > 1.0 mg/m³.

Suitable for processes involving mica, china clay, gypsum.

195432-5: Poly bag 10 pack

L

AWS: Auto-start Wireless System connects to power tools with Bluetooth



**Model Versions**  
DVC157LZX3 Body Only  
DVC867LZX4 Body Only

STANDARD EQUIPMENT: Powder filter, Damper, Pre-filter, 2.5m x 38mm hose, 3.5m x 28mm hose, straight pipe, bending pipe, stopper, floor nozzle, crevice nozzle, Tool box, Poly bag set, front cuffs 22/24, wireless unit.



18V x2 (36V) Cordless or Corded L Class Dust Extractor

Input Wattage	1,050W
Tank Capacity	15L
Power Cord	5.0m
Net Weight	9.6 - 10.3kg
Suction Power (DC)	70W
Suction Power (AC)	320W
Max Sealed Suction (DC)	9 kPa
Max Sealed Suction (AC)	24 kPa
Max Air Flow (DC)	2.1 m³/min
Max Air Flow (AC)	3.6 m³/min

Class L – Removes 99.0% of dust with Limit Value for occupational exposure > 1.0 mg/m³.

Suitable for processes involving mica, china clay, gypsum.

195432-5: Poly bag 10 pack

L



**Model Versions**  
DVC151LZ/1 Body Only  
DVC151LZ/2 Body Only

STANDARD EQUIPMENT: Floor nozzle, 2.5m x 38mm hose, 3.5m x 28mm hose, dust bag, straight pipe, bent pipe, crevice nozzle, tool box, front cuffs.



18V x2 (36V) Cordless or Corded L Class Dust Extractor

Power Unit	AC/DC	Max Air Flow (DC)	2.1 m³/min
Battery Voltage	36V (2x18V)	Max Air Flow (AC)	3.6 m³/min
Input Wattage	1,050W		
Tank Capacity	8 litres		
Power Cord	5.0m		
Net weight	9.3-9.9kg		
Battery run time	30-65 mins x2 BL1850		
Suction Power (DC)	70 – 25W		
Suction Power on (AC)	320W		
Max Sealed Suction (DC)	9 kPa		
Max Sealed Suction (AC)	24 kPa		

Class L – Removes 99.0% of dust with Limit Value for occupational exposure > 1.0 mg/m³.

Suitable for processes involving mica, china clay, gypsum.

195432-5: Poly bag 10 pack

L



**Model Versions**  
DVC861LZ/1 110 volt  
DVC861LZ/2 240 volt

STANDARD EQUIPMENT: Floor nozzle, 2.5m x 38mm hose, 3.5m x 28mm hose, dust bag, straight pipe, bent pipe, crevice nozzle, tool box, front cuffs.



18V Brushless L Class Dust Extractor

Max Air Flow	High 1.6 m³/min Low 1.3 m³/min
Max Sealed Suction	High 6.7kPa Low 4.2kPa
Suction Power (Hi/Lo)	50 / 25W
Wet capacity	4.5L
Dry capacity	7.5L
Run time with BL1850B	High 30 mins Low 60 mins
Net Weight	4.3 – 4.6kg

Class L – Removes 99.0% of dust with Limit Value for occupational exposure > 1.0 mg/m³.

Suitable for processes involving mica, china clay, gypsum.

L

**Model Versions**  
DVC750LZ Body Only

STANDARD EQUIPMENT: Wide nozzle, crevice nozzle, 2m x 28mm hose.



18V LXT Brushless Robotic Vacuum Cleaner

Max Cleaning Area (6.0Ah x2)	600 m²
Running Speed	0.3 m/s
Settings	Mapping / Free
Dust Box Capacity	3.0 L
Run time (6.0Ah x2)	240 mins
Net Weight	9.6 – 10.6 Kg

SC

**Model Versions**  
DRC300Z Body Only

STANDARD EQUIPMENT: Side brush assembly, RF remote controller.

LXT BL MOTOR

DRC300 FEATURES


**LiDAR Sensor and Camera**  
The LiDAR sensor maps the two dimensional space of a room and the camera maps the 3D space.



**Mapping and Free Mode**



**Mobile App**  
Cleaning history, percentage complete, room maps and much more.





18V LXT Brushless Robotic Vacuum Cleaner

DRC200

Max Cleaning Area (5.0Ah x2)	500m²
Running Speed	max 0.3m/s
Settings	Random/Pattern
Dust Box Capacity	2.5L
Net Weight	7.8kg
Run Time (5.0Ah)	200 mins

RANDOM AND PATTERN SETTINGS  
AREA SETTING FUNCTION  
OBSTACLE DETECTION  
2X DUST COLLECTION MODES



LXT BL MOTOR

Model Versions

DRC200Z Body Only

STANDARD EQUIPMENT: Wireless remote controller, 2x AAA alkaline batteries, side brush, boundary tape (15m roll)

18V LXT Brushless Vacuum Cleaner

DCL286F

Max Air Flow	1.0 m³/min
Max Sealed Suction	18 kPa
Suction Power: Model Versionse 4: 100 W	
	Model Versionse 3: 60 W
	Model Versionse 2: 35 W
	Model Versionse 1: 15 W
Dust Capacity	250 ML
Net Weight	1.9 – 4.2 Kg



LXT BL MOTOR

Model Versions


DCL286FZB Body Only

STANDARD EQUIPMENT: Nozzle assembly, nozzle holder, sash nozzle, pipe.

18V LXT Brushless Vacuum Cleaner

DCL282F

Max Air Flow	1.5 m³/min
Max Sealed Suction	8.2 kPa
Suction Power	Max 60W
	High 45W
	Low 15W
Capacity (Cloth dust bag)	500ml
Capacity (Paper bag)	330ml
Net Weight	1.3-1.6kg



LXT BL MOTOR

Model Versions

DCL282FZ Body Only

STANDARD EQUIPMENT: Nozzle, straight pipe, sash nozzle.

18V LXT Brushless Vacuum Cleaner

DCL284F

Max Air Flow	1.2 m³/min
Max Sealed Suction	18 kPa
Suction Power	20/ 45 / 70 / 125W
Dust Capacity	730ML
Net Weight	1.3 – 1.6Kg



Model Versions

DCL284FZB Body Only


STANDARD EQUIPMENT: Nozzle assembly, sash nozzle, pipe, nozzle holder.

LXT BL MOTOR

18V LXT Brushless Vacuum Cleaner

DCL280F

Max Air Flow	1.4 m³/min
Max Sealed Suction	6.4 kPa
Suction Power	45W
Capacity	750ml
Net Weight	1.2-1.6kg



Model Versions

DCL280FZ Body Only

DCL280FZW Body Only


STANDARD EQUIPMENT: Nozzle, straight pipe, sash nozzle.

LXT BL MOTOR

18V LXT Vacuum Cleaner

DCL182

Max Air Flow	1.4 m³/min
Max Sealed Suction	4.0kPa
Suction Power (Hi/Lo)	30/11W
Capacity Cloth Dust Bag	500ml
Capacity Paper Dust Bag	330ml
Net Weight	1.3kg



Model Versions

DCL182Z Body Only

STANDARD EQUIPMENT: Nozzle, straight pipe, sash nozzle, dust bags x4.

LXT

18V LXT Vacuum Cleaner

DCL181F

Max Air Flow	1.4m³/min
Max Sealed Suction	4.2kPa
Suction Power (Hi/Lo)	30/11W
Capacity	0.65L
Net Weight	1.2-1.4 kg



Model Versions

DCL181FZW Body Only

STANDARD EQUIPMENT: Nozzle, straight pipe, sash nozzle.

18V LXT Vacuum Cleaner

DCL180

Max air flow	1.3 m³/min
Max sealed suction	3.6 kPa
Capacity	0.65 litre
Net weight	1.2kg



LXT

Model Versions

DCL180Z Body Only - Blue

DCL180ZW Body Only - White

DCL180ZB Body Only - Black/Blue

STANDARD EQUIPMENT: Nozzle, straight pipe, sash nozzle.

18V LXT Vacuum Cleaner

DCL184

Max Air Flow	1.4m³/min
Max Sealed Suction	5.4 kPa
Suction Power:	
Max	38W
High	23W
Normal	5W
Dust Capacity: Cloth bag	550ml
Dust Capacity: Paper bag	330ml
Net Weight	1.8-2.2kg



LXT

Model Versions

DCL184Z Body Only

STANDARD EQUIPMENT: Seat Nozzle, Mat Nozzle, Rubber Nozzle, Soft Brush, Blower Attachment, Dust Bag, Paper Dust Bag, Shoulder Belt.

18V LXT Vacuum Cleaner

DVC350

Air volume setting dial	High and Low
Max air velocity	94 m/sec
Max Sealed Suction	5.5 kPa
Max air volume	3.4 m³/min
Dust Bag Capacity	3 litres
Net weight	2.2-2.4k

BATTERY NOT INCLUDED



LXT

Model Versions

DVC350Z Body Only

STANDARD EQUIPMENT: Nozzle, hose, dust bag, shoulder strap.

18V Brushless Cyclone Vacuum Cleaner

DCL501

Max Air Flow	1.3 m³/min
Max Sealed Suction	6.6 kPa
Suction Power (H/L)	75/25 W
Run Time (5.0Ah)	29 mins (High setting)
	64 mins (Low setting)
Dust Capacity	250ml
Net Weight	3.1-3.4kg



LXT BL MOTOR

Model Versions

DCL501Z Body Only

STANDARD EQUIPMENT: Nozzle, hose, cleaning brush, zoom pipe, hose hook, crevice nozzle, shoulder strap.



18V x2 (36V) Brushless Backpack Vacuum Cleaner

DVC665

Max Sealed Suction	11 kPa
Max Air Volume	1.8 m³/min
Suction Power (H/L)	85 / 45W
Paper Dust Bag Capacity	6.0L
Cloth Dust Bag Capacity	5.5L
Net Weight	6.1 – 6.7kg

AWS: Auto-start Wireless System connects to compatible power tool with Bluetooth



Model Versions

DVC665ZU Body Only

STANDARD EQUIPMENT: 28mm x 1.5m hose, hose band, filter bag set, front cuffs 22,24mm, wireless unit.

LXT LXT 36V 18V + 18V BL MOTOR AWS

18V x2 (36V) LXT Brushless Upright Vacuum Cleaner

DVC560

Max Air Flow	1.9 m³/min
Max Sealed Suction	12 kPa
Suction Power	Max 85W
	Normal 50W
	Low 25W
Run Time 2x 6.0Ah (M/N/L)	30 / 60 / 120 mins
Dust Capacity	5L
Net Weight	8.3-9.0kg



LXT LXT 36V 18V + 18V BL MOTOR

Model Versions

DVC560PT2 2x 5.0Ah

DVC560Z Body Only

STANDARD EQUIPMENT: Long sash nozzle, round brush, filter bag set, filter.



18V x2 (36V) Brushless Backpack Vacuum Cleaner

DVC660

Max Sealed Suction	11 kPa
Max Air Volume	2.2 m³/min
Suction Power (Max/H/L) 95/ 50 / 25W	
Paper Dust Bag Capacity	6.0L
Cloth Dust Bag Capacity	5.5L
Net Weight	6.1 – 6.7kg



191C26-2: Filter bag set



**Model Versions**  
DVC660Z Body Only

STANDARD EQUIPMENT: 32mm x 1m hose, hose band, filter bag set, flexible rubber nozzle, floor nozzle, telescopic pipe, bent pipe



18V x2 (36V) Brushless Backpack Vacuum Cleaner

DVC265

Max Sealed Suction	11kPa
Max Air Volume	2.0 m³/min
Suction Power (H/L)	90/45W
Paper Dust Bag Capacity	2.0L
Cloth Dust Bag Capacity	1.5L
Net Weight	3.9-4.5 kg

AWS: Auto-start Wireless System connects to compatible power tool with Bluetooth



197903-8: Reusable dust bag

**Model Versions**  
DVC265ZXU Body Only

STANDARD EQUIPMENT: 28mm x 1m Hose, Front cuffs 22, 24, 38mm, dust bag, wireless unit.



18V x2 (36V) Brushless Backpack Vacuum Cleaner

DVC261

Max Sealed Suction	11 kPa
Max Air Volume	2.3 m³/min
Suction Power (Max/H/L) 105/55/30W	
Paper Dust Bag Capacity	2.0L
Cloth Dust Bag Capacity	1.5L
Net Weight	3.8-4.5 kg



197903-8: Reusable dust bag



**Model Versions**  
DVC261ZX11 Body Only

STANDARD EQUIPMENT: Floor nozzle, bent pipe, telescopic pipe, 28mmx1m hose, filter bag, hose band, rubber nozzle



18V/14.4V LXT Cordless or Corded LED Worklight

DML805

Power Source	14.4/18V LXT Battery or Mains 110/240V
LED	0.5W x 20
Lumen	750
Max Run Time	17 Hours
Head Rotation	360°



**Model Versions**  
DML805 Body Only

18V LXT Cordless or Corded LED Worklight

DML809

Power Source	14.4/18V LXT Battery or Mains 110/240V
LED	96
Lumen	High: 10,000 lumens Medium: 4,000 lumens Low: 2,000 lumens
Head Rotation	360°



**Model Versions**  
DML809 Body Only



18V LXT Cordless or Corded LED Worklight

DML811

Power Source	14.4/18V LXT Battery or Mains 110/240V
LED	30
Lumen	High: 3,000 lumens Medium: 1,500 lumens Low: 750 lumens
Head Rotation	360°



**Model Versions**  
DML811 Body Only





LXT CORDLESS

18V LXT Cordless or Corded LED Upright Light DML810

Power Source	14.4/18V LXT Battery or Mains 110/240V
Lumen	High: 5,500 lumens Medium: 3,000 lumens Low: 1,500 lumens
Modes	360° / 180° Left or Right

Power socket can be used to chain multiple upright lights together

Self-righting design keeps work light in an upright position when knocked



**Model Versions**  
DML810 Body Only



18V LXT LED Tower Light DML814

LED	12
Lumen	3,000

Controller with memory function  
Lamp units can be adjusted individually  
Light height is adjustable from 125 - 224cm  
IP55 certified weather and dust resistance

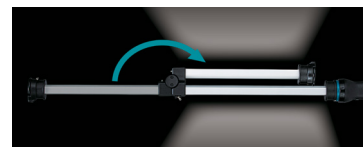


**Model Versions**  
DML814 Body Only



18V LXT LED Foldable Bar Light DML818

LED	42 (Lower Bar 24, Upper Bar 18)
Lumen	High: 1,700 lumens Medium: 800 lumens Low: 400 lumens
Modes	390° / 180° (7 positions)
Mounting width	Telescopic hook 1,130-1900mm



**Model Versions**  
DML818 Body Only



LXT CORDLESS

18V LXT LED Torch DML812

LED Flood	1W x 16
LED Single	9W x 1
Max Run Time	10 Hours
Lumens	Spot 600 Flood 1,000 Spot/Flood 1,250
Head Rotation	90°



**Model Versions**  
DML812 Body Only



18V/14.4V LXT LED Torch DML815

LED	0.5W x 4
Max Run Time	54 Hours
Lumens	160



**Model Versions**  
DML815 Body Only



18V/14.4V LXT LED Torch DML808

LED	4.9W x 1
Max Run Time	32 Hours
Lumens	190



**Model Versions**  
DML808 Body Only



18V/14.4V LXT LED Torch

DML801

LED	Full Power 0.5W x 12 Half Power 0.5W x 6
Lumens	240
Max Run Time	48 Hours



Model Versions


DML801 Body Only

LXT

18V LXT LXT LED Torch

DML816

LED	18
Lumens	500
Max Run Time	48 Hours
Modes	3
Head Rotation	Left / Right Up / Down 7 positive stops



Model Versions


DML816 Body Only

LXT

18V/14.4V LXT LED Tube Torch

DML806

LED 360°	0.5W x 20
LED Single	1W x 1
Lumen	620
Max Run Time	71 Hours
Modes	360° / 180° / Torch



Model Versions

DML806 Body Only

LXT

18V/14.4V LXT LED Torch

DML803

LED	2.4W x 1
Lumens	170
Max Run Time	36 Hours

Umbilical with clothing clip



Model Versions

DML803 Body Only

LXT


18V/14.4V LXT LED Head Torch

DML800

LED	1.6W x 1
Lumens	100
Max Run Time	20 Hours
Head Rotation	7 Positions

Umbilical with clothing clip

IPX-4 Waterproof design



Model Versions


DML800 Body Only

LXT

18V LXT LED Torch

DML186

LED	0.08W x 6
Lumens	500
Max Run Time	114 Hours



Model Versions

DML186 Body Only

LXT

18V/14.4V LXT USB Adaptor

DECADP05

Model Versions

DECADP05 Body Only

LXT

# THE SMART WAY TO STORE TOOLS AND ACCESSORIES

The MakPac connector case system consists of a series of cases varying in height, tool boxes, cool boxes and two transport trolleys. The cases can be stacked on top of each other and locked together with the locking latches. Inlays for your tools and accessories are also available.

The interconnected cases take up less storage space and are easy to transport to and from the work site. See full range at [www.makita.com](http://www.makita.com)



FULL RANGE

## LXT CORDLESS

### 18V LXT 6 Piece Kit

DLX6068PT

Combi Drill	DHP453
Impact Driver	DTD152
Rotary Hammer	DHR202
Circular Saw 165mm	DSS611
Jigsaw	DJV180
Torch	DML802
Twin Port Charger	DC18RD



#### Model Versions

DLX6068PT 3x 5.0Ah

STANDARD EQUIPMENT: Fast charger, battery cartridges, carry bag.

### 18V LXT 3 Piece Kit

DLX3049PTJ

18V x2 Rotary Hammer	DHR264
18V x2 Circular Saw	DHS710
Impact Driver	DTD152
Twin port charger	DC18RD



#### Model Versions

DLX3049PTJ 4x 5.0Ah

STANDARD EQUIPMENT: Fast charger, battery cartridges, carry case.

### 18V LXT 3 Piece Kit

DLX3116TJ

Combi Drill	DHP485
Router Trimmer	DRT50
Planer	DKP180
Charger	DC18RC



#### Model Versions

DLX3116TJ 2x 5.0Ah

STANDARD EQUIPMENT: Fast charger, battery cartridges, carry case.



LXT CORDLESS

18V LXT 2 Piece Kit

DLX2140PTJ

18V x2 Circular Saw	DHS710
Combi Drill	DHP482
Twin Port Charger	DC18RD



**LXT** **LXT 36V** 18V + 18V **TWIN PORT CHARGER** **x4**

Model Versions

DLX2140PTJ 4x 5.0Ah

STANDARD EQUIPMENT: Fast charger, battery cartridges, carry case.

18V LXT 2 Piece Kit

DLX2137PTJ

18V x2 Rotary Hammer	DHR263
Combi Drill	DHP482
Twin Port Charger	DC18RD



**LXT** **LXT 36V** 18V + 18V **TWIN PORT CHARGER** **x4**

Model Versions

DLX2137PTJ 4x 5.0Ah

STANDARD EQUIPMENT: Fast charger, battery cartridges, carry case.

18V LXT Brushless 2 Piece Kit

DLX2372TJ

Rotary Hammer	DHR242
Impact Wrench	DTW300
Charger	DC18RC



**LXT** **BL MOTOR** **x2**

Model Versions

DLX2372TJ 2x 5.0Ah

STANDARD EQUIPMENT: Fast charger, battery cartridges, carry case.

LXT CORDLESS

18V LXT Brushless 2 Piece Kit

DLX2412TJ

Combi Drill	DHP486
Impact Driver	DTD154
Charger	DC18RC



**LXT** **BL MOTOR** **x2**

Model Versions

DLX2412TJ 2x 5.0Ah

STANDARD EQUIPMENT: Fast charger, battery cartridges, carry case

18V LXT Brushless 2 Piece Kit

DLX2455TJ

Combi Drill	DHP486
Impact Driver	DTD172
Charger	DC18RC



**LXT** **BL MOTOR** **x2**

Model Versions


DLX2455TJ 2x 5.0Ah

STANDARD EQUIPMENT: Fast charger, battery cartridges, carry case

18V LXT 2 Piece Kit

DLX2145TJ

Combi drill	DHP458
Impact driver	DTD152
Charger	DC18RC



**LXT** **x2**

Model Versions


DLX2145TJ 2x 5.0Ah

STANDARD EQUIPMENT: Fast charger, battery cartridges, carry case.

18V LXT Brushless 2 Piece Kit

DLX2180TJ

Combi	DHP484
Impact Driver	DTD153
Charger	DC18RC



The image shows the Makita DLX2180TJ 18V LXT Brushless 2 Piece Kit. It includes a blue carrying case, a combi drill, an impact driver, and a fast charger. Two 5.0Ah batteries are also shown.

**LXT** **BL** MOTOR **x2**

**Model Versions**  
DLX2180TJ 2x 5.0Ah

STANDARD EQUIPMENT: Fast charger, battery cartridges, carry case.

18V LXT Brushless 2 Piece Kit

DLX2507TJ

Combi	DHP489
Impact Driver	DTD153
Charger	DC18RC



The image shows the Makita DLX2507TJ 18V LXT Brushless 2 Piece Kit. It includes a blue carrying case, a combi drill, an impact driver, and a fast charger. Two 5.0Ah batteries are also shown.

**LXT** **BL** MOTOR **x2**

**Model Versions**  
DLX2507TJ 2x 5.0Ah

STANDARD EQUIPMENT: Fast charger, battery cartridges, carry case.

18V LXT 2 Piece Kit

DLX2131TJ

Combi	DHP482
Impact Driver	DTD152
Charger	DC18RC



The image shows the Makita DLX2131TJ 18V LXT 2 Piece Kit. It includes a blue carrying case, a combi drill, an impact driver, and a fast charger. Two 5.0Ah batteries are also shown.

**LXT** **x2**

**Model Versions**  
DLX2131TJ 2x 5.0Ah

STANDARD EQUIPMENT: Fast charger, battery cartridges, carry case.

18V LXT Brushless 2 Piece Kit

DLX2414ST

Combi	DHP487
Impact Driver	DTD157
Charger	DC18SD



The image shows the Makita DLX2414ST 18V LXT Brushless 2 Piece Kit. It includes a blue carrying case, a combi drill, an impact driver, and a fast charger. Two 5.0Ah batteries are also shown.

**LXT** **BL** MOTOR **x2**


**Model Versions**  
DLX2414ST 2x 5.0Ah

STANDARD EQUIPMENT: Fast charger, battery cartridges, carry case.

18V LXT 2 Piece Kit

DLX2134TJ

Combi Drill	DHP482
Jigsaw	DJV180
Charger	DC18RC



The image shows the Makita DLX2134TJ 18V LXT 2 Piece Kit. It includes a blue carrying case, a combi drill, a jigsaw, and a fast charger. Two 5.0Ah batteries are also shown.

**LXT** **x2**

**Model Versions**  
DLX2134TJ 2x 5.0Ah

STANDARD EQUIPMENT: Fast charger, battery cartridges, carry case.

18V LXT 2 Piece Kit

DLX2025T

Rotary Hammer	DHR202Z
Combi Drill	DHP453Z
Charger	DC18RC



The image shows the Makita DLX2025T 18V LXT 2 Piece Kit. It includes a blue carrying bag, a rotary hammer, a combi drill, and a fast charger. Two 5.0Ah batteries are also shown.

**LXT** **x2**

**Model Versions**  
DLX2025T 2x 5.0Ah

STANDARD EQUIPMENT: Fast charger, battery cartridges, carry bag.

12V Max CXT Brushless Rotary Hammer

HR166D


Capacity in Concrete	16mm
Capacity in Steel	10mm
Capacity in Wood	13mm
No Load Speed	0 – 680 rpm
Blows per minute	0 – 4,800 bpm
Impact Energy	1.1J
Net Weight	1.8-2.4kg

RO RH

Adapted for SDS-PLUS bits

1.1 Joules

CXTBL MOTOR



Body only machines do not come with a carry case.

12V Max CXT Rotary Hammer

HR140D

Capacity in Concrete	14mm
Capacity in Steel	10mm
Capacity in Wood	13mm
No Load Speed	0 – 850 rpm
Blows per minute	0 – 4,900 bpm
Impact Energy	1.0J
Net Weight	1.9-2.6kg

RO RH

Adapted for SDS-PLUS bits

1.0 Joules

CXT



Body only machines do not come with a carry case.

12V Max CXT Brushless Combi Drill

HP332D

Chuck Capacity	0.8mm – 10mm	Torque Settings	20 + Drill
Capacity in Steel	10mm	Max Tightening Torque	21Nm (Soft)
Capacity in Wood	28mm		35Nm (Hard)
Capacity in Masonry	8mm	Net Weight	1.1-1.3kg
No Load Speed	Low: 0-450 rpm Hi: 0-1,500 rpm		
Blows per minute	Low: 0- 6,750 bpm Hi: 0-22,500 bpm		

2

FORWARD MAX 35 N.m REVERSE

CXTBL MOTOR



Body only machines do not come with a carry case.

12V Max CXT Combi Drill


HP333D

Capacity in Steel	10mm	Torque Settings	20 + Drill
Capacity in Wood	21mm	Max Tightening Torque	Soft: 14Nm Hard: 30Nm
Capacity in Masonry	8mm		
Chuck Capacity	0.8mm – 10mm	Net Weight	1.1-1.2kg
No Load Speed	Low: 0- 450rpm Hi: 0- 1,700rpm		
Blows per Minute	Low: 0- 6,750bpm Hi: 0- 25,500bpm		

2

FORWARD MAX 30 N.m REVERSE

CXT



Body only machines do not come with a carry case.

12V Max CXT Brushless Drill Driver


DF332D

Chuck Capacity	0.8mm – 10mm
Capacity in Steel	10mm
Capacity in Wood	28mm
No Load Speed	Low: 0-450 rpm Hi: 0-1,500 rpm
Torque Settings	20 + Drill
Max Tightening Torque	21Nm (Soft) 35Nm (Hard)
Net Weight:	1.0-1.2kg

2

FORWARD MAX 35 N.m REVERSE

CXTBL MOTOR



Body only machines do not come with a carry case.

12V Max CXT Drill Driver


DF333D

Capacity in Steel	10mm
Capacity in Wood	21mm
Chuck Capacity	0.8mm – 10mm
No Load Speed	Low: 0- 450rpm Hi: 0- 1,700rpm
Torque Settings	20 + Drill
Max Tightening Torque	Soft: 14Nm Hard: 30Nm
Net Weight	1.1-1.2kg

2

FORWARD MAX 30 N.m REVERSE

CXT



Body only machines do not come with a carry case.



# THIRD GENERATION BELTS POUCHES, BAGS & HOLDERS

Makita are delighted to have launched a new and improved collection of belts and pouches to our extensive and popular range of accessories. The newly designed range makes it even easier for tradespeople to safely and easily store and transport their tools and accessories. The collection includes belts, braces, pouches, holders, bags, cases, gear and equipment, and offers users the durability and reliability needed for everyday use.

With over 40 products in the range, Makita has a solution to suit every task; the pouches and holsters are available in a range of designs, suitable for a wide range of trades and uses



FULL RANGE



## CXT CORDLESS

### 12V Max CXT Brushless Drill Driver

DF032D

Chuck Size	1/4" Hex
Capacity in Steel	10mm
Capacity in Wood	28mm
No Load Speed	Low: 0-450rpm Hi: 0-1,500rpm
Torque Settings	20 + Drill
Max Tightening Torque	21Nm (Soft) 35Nm (Hard)
Net Weight	0.88-1.0kg

Body only machines do not come with a carry case.



#### Model Versions

DF032DSAJ 2x 2.0Ah

DF032DZ Body Only

STANDARD EQUIPMENT: Fast charger, battery cartridges, carry case, belt clip.



### 12V Max CXT Drill Driver

DF033D

Capacity in Steel	10mm
Capacity in Wood	21mm
Chuck Size	1/4" Hex (6.35mm)
No Load Speed	Low: 0-450rpm Hi: 0-1,700rpm
Torque Settings	20 + Drill
Max Tightening Torque	Soft: 14Nm Hard: 30Nm
Net Weight	0.9-1.1kg

Body only machines do not come with a carry case.



#### Model Versions

DF033DWAE 2x 2.0Ah

DF033DZ Body Only

STANDARD EQUIPMENT: Standard charger, battery cartridges, screwdriver bit, carry case, belt clip.



### 12V Max CXT Angle Drill

DA333D

No Load Speed	0 - 1,100rpm
Chuck Capacity	0.8 - 10mm
Capacity in Steel	10mm
Capacity in Wood	12mm
Net Weight	1.2-1.4kg

#### KEYLESS CHUCK

Body only machines do not come with a carry case.



#### Model Versions

DA333DWAE 2x 2.0Ah

DA333DZ Body Only

STANDARD EQUIPMENT: Standard charger, battery cartridges, carry case, belt clip.



Body only machines and products do not come with batteries or chargers.

CXT CORDLESS

12V Max CXT Brushless Impact Driver

Driving Shank	1/4" Hex
Standard Bolt	M5-M14
High Strength Bolt	M5-M12
Machine Screw	M4-M8
Coarse Thread Screw	22-90mm
No Load Speed	0-3,000/0-1,300 rpm
Impacts per Minute	0-3,900/1,600 ipm
Max Tightening Torque	135Nm
Net Weight	0.97-1.1kg

Body only machines do not come with a carry case.

2


Model Versions

TD111DSAJ 2x 2.0Ah

TD111DZ Body Only

STANDARD EQUIPMENT: Fast charger, battery cartridges, carry case, screwdriver bit, belt clip.

TD111D



12V Max CXT Impact Driver

Chuck Size	1/4" Hex
Standard Bolt	M5 – M12
High Tensile Bolt	M5 – M10
Coarse Thread Screw	22-90mm
No Load Speed	0 – 2,600 rpm
Impacts per Minute	0 – 3,500 ipm
Max Tightening Torque	110 Nm
Machine Screw	M4 – M8
Net Weight	1.0-1.2kg

Body only machines do not come with a carry case.


Model Versions

TD110DWAE 2x 2.0Ah

TD110DZ Body Only

STANDARD EQUIPMENT: Standard charger, battery cartridges, screwdriver bit, carry case, belt clip.

TD110D



12V Max CXT Angle Impact Driver

No Load Speed	0 – 2,000 rpm
Impacts per Minute	0 – 3,000 ipm
Max Fastening Torque	60 Nm
Driving Shank	1/4" Hex
Machine Screw	M4 – M8
Standard Bolt	M4 – M12
High Tensile Bolt	M4 – M8
Coarse Thread Screw	22 – 75mm
Net Weight	1.2-1.6kg

Body only machines do not come with a carry case.


Model Versions

TL064DWAE 2x 2.0Ah

TL064DZ Body Only

STANDARD EQUIPMENT: Standard charger, battery cartridges, phillips bit, belt clip, carry case.

TL064D



CXT CORDLESS

12V Max CXT Brushless Impact Wrench

Driving Shank	1/2" Square
Standard Bolt	M8-M16
High Strength Bolt	M6-M12
Impacts per min	0-3,600 / 0-2,000 ipm
No Load Speed	0-2,400 / 0-1,300 rpm
Max Fastening Torque	165Nm
Nut Busting Torque	290Nm
Net Weight	1.0-1.2kg

Body only machines do not come with a carry case.


Model Versions

TW161DSAJ 2x 2.0Ah

TW161DZ Body Only

STANDARD EQUIPMENT: Fast charger, battery cartridges, carry case, belt clip.

TW161D



12V Max CXT Brushless Impact Wrench

Driving Shank	3/8" Square
Standard Bolt	M8-M16
High Strength Bolt	M6-M12
Impacts per Min	0-3,600/0-2,000ipm
No Load Speed	0-2,400/0-1,300rpm
Max Fastening Torque	160Nm
Nut Busting Torque	290Nm
Net Weight	1.0-1.2kg

Body only machines do not come with a carry case.


Model Versions

TW160DSAJ 2x 2.0Ah

TW160DZ Body Only

STANDARD EQUIPMENT: Fast charger, battery cartridges, carry case, belt clip.

TW160D



12V Max CXT Impact Wrench

Driving Shank	1/4 Square
Standard Bolt	M8-M12
High Strength Bolt	M6-M10
Impacts per Minute	0-3,200ipm
No Load Speed	0-2,600rpm
Max Fastening Torque	60Nm
Nut Busting Torque	120Nm
Net Weight	1.0-1.2kg

Body only machines do not come with a carry case.


Model Versions

TW060DWAE 2x 2.0Ah

TW060DZ Body Only

STANDARD EQUIPMENT: Standard charger, battery cartridges, carry case, belt clip.

TW060D



130

Body only machines and products do not come with batteries or chargers.

Body only machines and products do not come with batteries or chargers.

131

12V Max CXT Impact Wrench

Driving Shank	1/2" Square
Standard Bolt	M8-M16
High Strength Bolt	M6-M12
Impacts per Minute	0-3,200ipm
No Load Speed	0-2,600rpm
Max Fastening Torque	145Nm
Nut Busting Torque	270Nm
Net Weight	1.1-1.2kg

Body only machines do not come with a carry case.



Model Versions

**TW141DWAE** 2x 2.0Ah

**TW141DZ** Body Only

STANDARD EQUIPMENT: Standard charger, battery cartridges, carry case, belt clip.



TW141D

12V Max CXT Impact Wrench

Driving shank	3/8" Square
Standard bolt	M8-M16
High strength bolt	M6-M12
Impacts per minute	0-3,200ipm
No load speed	0 - 2,600rpm
Max fastening torque	140Nm
Nut busting torque	270Nm
Net weight	1.0-1.2kg

Body only machines do not come with a carry case.



Model Versions

**TW140DWAE** 2x 2.0Ah

**TW140DZ** Body Only

STANDARD EQUIPMENT: Standard charger, battery cartridges, belt clip, carry case.



TW140D

12V Max CXT Angle Impact Wrench

No Load Speed	0 - 2,000 rpm
Impacts per Minute	0 - 3,000 ipm
Max Fastening Torque	60 Nm
Driving Shank	3/8" Square Drive
Standard Bolt	M4 - M12
High Tensile Bolt	M4 - M8
Net Weight	1.2-1.6kg

Body only machines do not come with a carry case.



Model Versions

**TL065DZ** Body Only

STANDARD EQUIPMENT: Belt clip



TL065D

12V Max CXT Ratchet Wrench

No Load Speed	0-800rpm
Flats Width	13mm
Driving Shank	3/8" Square
	1/4" Square
Max. Fastening Torque	47.5Nm
Standard Bolt	M5-M12
High Strength Bolt	M5-M10
Net Weight	1.0-1.2kg

Body only machines do not come with a carry case.



Model Versions

**WR100DZ** Body Only

STANDARD EQUIPMENT: Socket adapter, tool bag



WR100D

12V Max CXT Reciprocating Saw

Capacity in Wood	50mm
Capacity in Pipe	50mmØ
Length of Stroke	13mm
Strokes per Minute	0 - 3,300 spm
Blade Clamp	JR103D: Tool-less
	JR105D: Screw-down
Net Weight	JR103: 1.3-1.5
	JR105: 1.3-1.5kg

**JR105D: JIGSAW BLADE COMPATIBLE**  
Body only machines do not come with a carry case.



Model Versions

**JR103DWAE** 2x 2.0Ah

**JR103DZ** Body Only

**JR105DWAE** 2x 2.0Ah

**JR105DZ** Body Only

STANDARD EQUIPMENT: Standard charger, battery cartridges, hex wrench, carry case.



JR103D  
JR105D

12V Max CXT Brushless Jigsaw

Capacity in Wood	90mm
Capacity in Aluminium	20mm
Capacity in Mild Steel	10mm
No Load Speed	800 - 3,000 spm
Stroke Length	23mm
Shank Type	B-type (bayonet)
Net Weight	1.9-2.0kg

Body only machines do not come with a carry case.



Model Versions

**JV103DSAJ** 2x 2.0Ah

**JV103DZ** Body Only

STANDARD EQUIPMENT: Fast charger, battery cartridges, jigsaw blade, hex wrench, carry case



JV103D



12V Max CXT Brushless Jigsaw

JV102D

Capacity in Wood	90mm
Capacity in Aluminium	20mm
Capacity in Mild Steel	10mm
No Load Speed	800 - 3,000 spm
Stroke Length	23mm
Shank Type	B-type (bayonet)
Net Weight	1.8-1.9kg

Body only machines do not come with a carry case.

Model Versions

JV102DSAJ 2x 2.0Ah

JV102DZ Body Only

STANDARD EQUIPMENT: Fast charger, battery cartridges, jigsaw blade, hex wrench, carry case

SOFT NO LOAD

CXT

BL MOTOR



12V Max CXT Jigsaw

JV101D

No Load Speed	0 – 2,900 spm
Stroke Length	18mm
Shank Type	B-type
Capacity: Wood	65mm
Capacity: Aluminium	4mm
Capacity: Mild Steel	2mm
Net Weight	1.8-1.9kg

Body only machines do not come with a carry case.

Model Versions

JV101DWAE 2x 2.0Ah

JV101DZ Body Only

STANDARD EQUIPMENT: Standard charger, battery cartridges, carry case.

CXT



12V Max CXT Multi Tool

TM30D

Shank	OIS
Oscillation angle	3.2°
Oscillation per min	6,000-20,000 opm
Net Weight	1.1-1.3kg

ANTI-RESTART

Body only machines do not come with a carry case.

Model Versions

TM30DWAE 2x 2.0Ah

TM30DZ Body Only

STANDARD EQUIPMENT: Standard charger, battery cartridges, hex wrench, carry case.

CXT

STARLOCK



12V Max CXT Drywall Cutter

SD100D

Strokes per Minute	0 – 6,000 spm
Length of Stroke	6mm
Capacity in Drywall	30mm
Capacity in Wood	15mm
Blade for Drywall	55 x 18 x 0.55mm
Blade for Wood	53x 18 x 0.55mm
Weight	1.4-1.6kg

SUITABLE FOR OVER-HEAD APPLICATIONS

Body only machines do not come with a carry case.

Model Versions

SD100DZ Body Only

STANDARD EQUIPMENT: Blade, blade cover, base cover, hex wrench.

CXT



12V Max CXT Brushless Sander/Polisher

PV301D

Pad/Disc Diameter	50mm (Twist-on/off type)	ANTI-RESTART FUNCTION
	80mm (Hook & Loop)	
Backing Pad Diameter	46mm (Twist-on/off type)	Body only machines do not come with a carry case.
	75mm (Hook & Loop)	
No Load Speed (Polishing)	0 – 2,800 rpm	
No Load Speed (Sanding)	0 – 9,500 rpm	
Net Weight	1.1 – 1.2kg	

Model Versions


PV301DSAE 2x 2.0Ah

PV301DZ Body Only

STANDARD EQUIPMENT: Fast charger, battery cartridges, side grip, pad, adapter, wool pad, sponge pad, tool bag.

CXT

BL MOTOR



12V Max CXT Brushless Threaded Rod Cutter

SC103D

Capacity in Mild Steel	W3/8, M10, M8, M6
Capacity in Stainless Steel	W/38, M8, M6
Min. Cutting Length	20mm
Work amount with BL1041B:	
W3/8 (Mild Steel)	700pcs
W3/8 (Stainless)	550pcs
M10 (Mild Steel)	550pcs
Net Weight	2.7 – 2.8kg

Model Versions

SC103DSAJ 2x 2.0Ah

STANDARD EQUIPMENT: Cutter blade, hex socket head bolt, blade cover, depth gauge, thumb screw, hex wrench, battery cartridges, fast charger, carry case

CXT

BL MOTOR



12V Max CXT Pin Nailer

PT354D

Nail Length	15, 18, 25, 30, 35mm
Nail Gauge	23Ga (0.6mm)
Magazine Capacity	100 pcs
Net Weight	1.8-2.0kg

Body only machines do not come with a carry case.



Model Versions

PT354DZ Body Only

STANDARD EQUIPMENT: Nose adaptor x2, belt clip, hex wrench.



12V Max CXT Stapler

ST113D

Staple width	10mm
Staple length	7, 10mm
Staple gauge	0.5 x 0.7 mm
Magazine capacity	150 pcs
Net weight	1.3-1.5kg

Body only machines do not come with a carry case.



Model Versions

ST113DZ Body Only

STANDARD EQUIPMENT: Belt clip.



12V Max CXT Multi Cutter

CP100D

No Load Speed	300 rpm
Cutting Capacity	6mm
Net Weight	0.72-0.88kg

SUITABLE FOR CUTTING SOFT/  
FLEXIBLE MATERIALS

Body only machines do not come with a carry case.



Model Versions

CP100DSM 1x 4.0Ah

CP100DZ Body Only

STANDARD EQUIPMENT: Fast charger, battery cartridge, tool bag.



12V Max CXT Circular Saw

HS301D

Cutting Capacity @ 0°	25.5mm
Cutting Capacity @ 45°	16.5mm
Bevel Capacity	0 - 45°
Blade Diameter	85mm
Bore Size	15mm
No Load Speed	1,500 rpm
Net Weight	1.6-1.7kg

Recommended Blade: B-32932

Body only machines do not come with a carry case.



Model Versions

HS301DWAE 2x 2.0Ah

HS301DZ Body Only

STANDARD EQUIPMENT: Standard charger, battery cartridges, TCT saw blade, hex wrench, dust nozzle, carry case.



12V Max CXT Tile Cutter

CC301D

Blade Diameter	85mm
Bore Diameter	15mm
Capacity at 0°	25.5mm
Capacity at 45°	16.5mm
No Load Speed	1,600rpm
Tank Capacity	500ml
Net Weight	1.8-1.9kg

Body only machines do not come with a carry case.



Model Versions

CC301DWAE 2x 2.0Ah

CC301DZ Body Only

STANDARD EQUIPMENT: Standard charger, battery cartridges.



12V Max CXT Caulking Gun

CG100D

Max Push Force	5,000N
No Load Speed	0 - 28 mm/sec
Net Weight (300ml holder)	1.9-2.1kg

SUPPLIED WITH 300ml HOLDER  
ANTI DRIP FUNCTION

Body only machines do not come with a carry case.



Model Versions

CG100DWAEA 2x 2.0Ah

CG100DZA Body Only

STANDARD EQUIPMENT: Standard charger, battery cartridges, 300ml holder, carry case.



## 12V Max CXT Red Multi Line Laser

SK700D

Laser Colour	Red	Line Width	2.0 mm at 5 m
Beam Direction / fan angle	2x Vertical 360° 1x Horizontal 360°	Operating Time	22 hrs (approx) with BL1041B
Range /Diameter	25 / 50m	Operating Temperature	-10 °C to 50 °C
Range /Diameter (with receiver)	70 / 140m	Storage Temperature	-25 °C to 70 °C
Accuracy	± 2 mm/ 10 m	Tripod Thread	1/4"
Self levelling range	± 4°	Net Weight	0.99-1.2kg
Light Output Power	< 2.0 mW		
Wavelength	630 – 645 nm		
Safety Class	Class 2		



## Model Versions

SK700DZ Body Only

STANDARD EQUIPMENT: Target Plate, Adapter, Soft Bag



## 12V Max CXT Green Multi Line Laser

SK700GD

Laser Colour	Green	Line Width	2.0 mm at 5 m
Beam Direction / fan angle	2x Vertical 360° 1x Horizontal 360°	Operating Time	14 hrs (approx) with BL1041B
Range /Diameter	35 / 70m	Operating Temperature	-10 °C to 50 °C
Range /Diameter (with receiver)	70 / 140m	Storage Temperature	-25 °C to 70 °C
Accuracy	± 2 mm/ 10 m	Tripod Thread	1/4"
Self levelling range	± 4°	Net Weight	0.99-1.2kg
Light Output Power	< 2.0 mW		
Wavelength	510 – 530 nm		
Safety Class	Class 2		



## Model Versions

SK700GDZ Body Only

STANDARD EQUIPMENT: Target Plate, Adapter, Soft Bag



## 12V Max CXT Green Multi Line Laser

SK10GD/  
20GD/40GD

Laser Colour	Green	Operating time:	SK10GD: 6 hrs
Safety Class	Class 2		SK20GD: 9 hrs
Wavelength	515nm		SK40GD: 12 hrs
Line Width	3.0mm at 10m	Operating Temperature range	-10 °C to 40 °C
Lower dot beam colour	Red	Net Weight	1.4-1.6kg
Lower dot beam Wavelength	650nm		
Vertical line indication range	± 4°, plumb point laser turns off when out of ± 3° or more		
Accuracy 2-vertical line	90° ± 0.01°		
Accuracy Emitted laser	± 1mm at 10m		



## Model Versions

SK10GD Body Only

SK20GD Body Only

SK40GD Body Only


STANDARD EQUIPMENT: Laser detector, laser receiver vice, laser viewing glass, shoulder strap, storage case.



## 12V Max CXT Cross Line Laser

SK105D  
SK105GD

Laser Colour	SK105DZ: Red SK105GDZ: Green	SK105DZ: 635 ± 5 nm, Class 2 SK105GDZ: 525 ± 5 nm, Class 2
Beam direction/fan angle	Vertical >160° / Horizontal >180°	Laser line width at 5m < 2 mm
Range	SK105DZ: 25m SK105GDZ: 35m	Operating time 2 beam (4.0Ah) SK105DZ: 40hrs SK105GDZ: 20hrs
Range with receiver	80m	Operating temperature -10 to +50°C
Levelling accuracy	±0.3 mm/m = ±3.0 mm @ 10m	Storage temperature -25 to +70°C
Horizontal/Vertical line accuracy	±0.3 mm/m	Tripod thread 1/4"
	± 4°	Net Weight 0.67kg-0.84kg
Self-levelling range	± 4°	
Self-levelling time	< 3s	
Laser type		



## Model Versions

SK105DZ Body Only

SK105GDZ Body Only

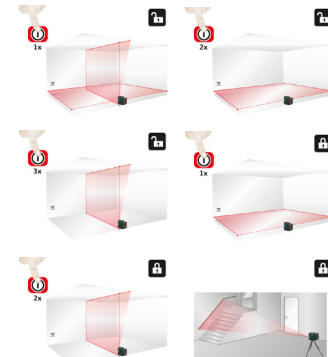
STANDARD EQUIPMENT: User manual CD, quick reference guide, safety instructions, laser target plate, L-adapter, (magnetic) carry pouch.



## 12V Max CXT 4 Point Cross Line Laser

SK106D  
SK106GD

Laser Colour	SK106DZ: Red SK106GDZ: Green	Laser type	SK106DZ: 635 ± 5 nm, Class 2 SK106GDZ: 525 ± 5 nm, Class 2
Beam direction/fan angle	Vertical >170° / Horizontal >180°	Laser line width at 5m < 2 mm	
Range	SK106DZ: 25m SK106GDZ: 35m	Operating time 2 beam + 4 point (4.0Ah) SK106DZ: 40hrs	
Range with receiver	80m	Operating temperature -10 to +50°C	
Levelling accuracy	±0.3 mm/m = ±3.0 mm @ 10m	Storage temperature -25 to +70°C	
Horizontal/Vertical line accuracy	±0.3 mm/m	Tripod thread 1/4"	
	±0.2 mm/m	Net Weight 0.69 kg-0.85kg	
Point accuracy	± 4°		
Self-levelling range	± 4°		
Self-levelling time	< 3s		



## Model Versions

SK106DZ Body Only

SK106GDZ Body Only

STANDARD EQUIPMENT: User manual CD, quick reference guide, safety instructions, laser target plate, L-adapter, (magnetic) carry pouch.



## 12V Max CXT Portable Fan

CF101D

Max Air Speed (Hi)	180 m/min
Max Air Speed (Med)	150 m/min
Max Air Speed (Lo)	120 m/min
Fan Diameter	180mm
Air Flow (H/M/L)	4.6/3.8/3.0 m³/min
Run Time (4.0Ah) Without Oscillation	Hi: 275, Med: 380, Lo: 630 mins
Run Time (4.0Ah) With Oscillation	Hi: 265, Med: 365, Lo: 585 mins
Net Weight	1.3-1.7kg

3 SPEED SETTINGS  
AUTOMATIC OSCILLATION

Body only machines do not come with a carry case.

## Model Versions

CF101DZ Body Only





CXT CORDLESS

12V Max CXT Blower

UB100D

Max. Air Velocity	75 m/s
Air volume	2.6 m³/min
Blowing force	1.8 N
Max. sealed suction	4.0 mbar
No load speed	0 - 15800 min⁻¹
Net Weight	1.4 - 1.9kg

Body only machines do not come with a carry case.



Model Versions

UB100DZ Body Only

STANDARD EQUIPMENT: Nozzle assembly.






12V Max CXT Vacuum Cleaner

CL121D

Max Air Flow	1.3 m³/min
Max Sealed Suction	4.6 kPa
Suction Power:	
Max	28W
High	19W
Normal	5W
Dust Capacity: Cloth bag	500ml
Dust Capacity: Paper bag	330ml
Net Weight	1.7-1.8kg

Body only machines do not come with a carry case.





Model Versions

CL121DWA 1x 2.0Ah

CL121DZ Body Only

STANDARD EQUIPMENT: Battery cartridge, charger, seat nozzle, mat nozzle, rubber nozzle, soft brush, blower attachment, dust bag, paper bag, shoulder belt.






12V Max CXT Vacuum Cleaner

CL106FD

Max Air Flow	1.3 m³/min
Max Sealed Suction	3.1 kPa
Suction Power	19W
Dust Capacity	0.6L
Net Weight	1.0-1.1kg
Run Time (2.0Ah)	21 mins
Run Time (4.0Ah)	42 mins

Body only machines do not come with a carry case.





Model Versions

CL106FDZW Body Only - White

CL106FDZ Body Only

STANDARD EQUIPMENT: T-Nozzle, extension pipe, sash nozzle.





CXT CORDLESS

12V Max CXT LED Torch

ML106

LED	4.9W x 1
Lumen	190
Max Run Time	12 Hours

Body only machines do not come with a carry case.



Model Versions

ML106 Body Only





12V Max CXT LED Torch

ML105

LED	4.9W x 1
Lumen	190
Max Run Time	14 Hours

Body only machines do not come with a carry case.



Model Versions

ML105 Body Only






12V Max CXT LED Tube Torch

ML104


LED 360°	0.5W x 20
LED Single	2W x 1
Lumen	710
Max Run Time	19 Hours
Modes	360° / 180° / Torch


Body only machines do not come with a carry case.



Model Versions

ML104 Body Only






12V Max CXT LED Flashlight

ML103


LED	1.5W x 1
Lumen	100
Max Run Time	28 Hours


Body only machines do not come with a carry case.



Model Versions

ML103 Body Only





12V Max CXT USB Adaptor

DEBAP06


USB Ports	1
-----------	---


Body only machines do not come with a carry case.



Model Versions

DEBAP06 Body Only






12V Max CXT USB Adaptor

DEAADP08


USB Ports	1
-----------	---


Body only machines do not come with a carry case.



Model Versions

DEBAP08 Body Only





## CXT CORDLESS

### 12V Max CXT 2 Piece Kit

CLX247SAX1

Vacuum Cleaner	CL106FD
Blower	UB100D
Charger	DC10SB
Battery	BL1021B
Tool bag	832150-1



#### Model Versions

CLX247SAX1 1x 2.0Ah

STANDARD EQUIPMENT: Fast charger, battery cartridge, tool bag.

### 12V Max CXT 2 Piece Brushless Kit

CLX205AJ

Combi Drill	HP332D
Impact Driver	TD111D
Charger	DC10WD
Batteries x 2	BL1021B
Makpac Case	Type 1



#### Model Versions

CLX205AJ 2x 2.0Ah

STANDARD EQUIPMENT: Standard charger, battery cartridges, carry case.

### 12V Max CXT 2 Piece Kit

CLX228AJ

Combi Drill	HP333D
Impact Driver	TD110D
Charger	DC10WD
Batteries x 2	BL1021B
Makpac Case	Type 1



#### Model Versions

CLX228AJ 2x 2.0Ah

STANDARD EQUIPMENT: Standard charger, battery cartridges, carry case.

## CXT / 12V / 7.2V / 3.6V CORDLESS

### 12V Max CXT 2 Piece Kit

CLX224AJ

Drill Driver	DF333D
Impact Driver	TD110D
Charger	DC10WD
Batteries x 2	BL1021B
Makpac Case	Type 1



#### Model Versions

CLX224AJ 2x 2.0Ah

STANDARD EQUIPMENT: Standard charger, battery cartridges, carry case.

### 12V Vacuum Cleaner

CL117FDX2

Max Air Flow	1.0 m3/min
Max Sealed Suction	5.0 kPa
Suction Power	29 / 15 / 3W
Dust Capacity	650 ML
Run Time (2.0Ah)	10 / 18 / 55 min
Net Weight	1.0kg



#### Model Versions

CL117FDX2 Built-in Battery 2.0Ah

STANDARD EQUIPMENT: Battery Charger, Telescopic Pipe, Nozzle, Sash Nozzle.

### 7.2V Pencil Drill Driver

DF012DSE

Driving Shank	1/4" Hex (6.35mm)
No Load Speed (Hi/Lo)	650 / 200rpm
Capacity in Steel	5mm
Capacity in Wood	6mm
Torque Settings	21 + Drill
Max Fastening Torque (S/H)	3.6/5.6Nm
Net Weight	0.53kg



AUTO-STOP SYSTEM



#### Model Versions

DF012DSE 2x 1.5Ah

STANDARD EQUIPMENT: Charger, battery cartridges, phillips bit, carry case.

### 7.2V Pencil Impact Driver

TD022DSE

No Load Speed	0 - 2,450 rpm
Impacts per Minute	0 - 3,000 ipm
Driving Shank	1/4" Hex (6.35mm)
Max Tightening Torque	25 Nm
Machine Screw	M3 - M8
Standard Bolt	M3 - M8
High Strength Bolt	M3 - M6
Coarse Thread (Length)	22 - 45mm
Net Weight	0.56kg



#### Model Versions

TD022DSE 2x 1.5Ah

STANDARD EQUIPMENT: Charger, battery cartridges, holster, phillips bit, carry case.

### 3.6V Pencil Screwdriver

DF001DW

Li-ion battery	Built-in
Max. fastening torque	4 Nm
Charging	Micro USB port
No load speed	220 rpm
Driving shank	1/4" Hex
Wood screw	Ø3.8mm x 32mm
Overall length	287mm
Net weight	0.36kg
Charge time	Min. 3 Hours



#### Model Versions

DF001DW Built-in Battery

STANDARD EQUIPMENT: Charger micro USB, carry case, bit set.

## CORDLESS HEATED BASE LAYER / JACKETS

### 18V/14.4V/12V LXT/CXT Heated Base Layer (Pull-Over)

DCX200

Size	S / M / L / XL / XXL
Heat Zones	4
Heat Level Settings	3
Number of Pockets	1
Continuous run time (18V LXT 6.0Ah)	
Low	33 Hours
Medium	16 Hours
High	7.5 Hours

**LXT CXT**

#### Model Versions

**DCX200CS** Small Body Only  
**DCX200CM** Medium Body Only  
**DCX200CL** Large Body Only  
**DCX200CXL** Extra Large Body Only  
**DCX200C2XL** 2 Extra Large Body Only



### 18V/14.4V/12V LXT/CXT Heated Base Layer (Half-Zip)

DCX201

Size	S / M / L / XL / XXL
Heat Zones	4
Heat Level Settings	3
Number of Pockets	1
Continuous run time (18V LXT 6.0Ah)	
Low	33 Hours
Medium	16 Hours
High	7.5 Hours

**LXT CXT**

#### Model Versions

**DCX201CS** Small Body Only  
**DCX201CM** Medium Body Only  
**DCX201CL** Large Body Only  
**DCX201CXL** Extra Large Body Only  
**DCX201C2XL** 2 Extra Large Body Only



## HEATED BASE LAYERS DCX200 & DCX201

DCX201 Half-Zip



Power Button



## CORDLESS HEATED JACKETS

### 18V/14.4V LXT Heated Jacket

DCJ205

Size	S / M / L / XL / 2XL
Heat Zones	5
Heat Level Settings	3
Number of Pockets	6
Net Weight	1.1kg

**LXT**

#### Model Versions

**DCJ205FMO** Medium 1x 3.0Ah  
**DCJ205ZMO** Medium Body Only  
**DCJ205FLO** Large 1x 3.0Ah  
**DCJ205ZLO** Large Body Only  
**DCJ205FXLO** Extra Large 1x 3.0Ah  
**DCJ205ZXLO** Extra Large Body Only  
**DCJ205F2LO** 2 Extra Large 1x 3.0Ah  
**DCJ205Z2LO** 2 Extra Large Body Only

STANDARD EQUIPMENT: Standard charger, battery cartridges, battery holder.



### 18V/14.4V LXT Heated Jacket

DCV202

Size	S / M / L / XL / 2XL / 3XL
Heat Zones	4
Heat Level Settings	3
Number of Pockets	4
Run time with 18V 6.0Ah	
Low	35 Hours
Medium	20 Hours
High	10 Hours
Net Weight	0.5kg

**LXT**

#### Model Versions

**DCV202ZS** Small Body Only  
**DCV202ZM** Medium Body Only  
**DCV202ZL** Large Body Only  
**DCV202ZXL** Extra Large Body Only  
**DCV202Z2XL** 2 Extra Large Body Only  
**DCV202Z3XL** 3 Extra Large Body Only

STANDARD EQUIPMENT: Battery holder.



### 18V/14.4V LXT Heated Jacket

DCJ206

Size	M / L / XL / 2XL / 3XL
Heat Zones	5
Heat Level Settings	3
Number of Pockets	6
Continuous run time (6.0Ah)	
Low	35 Hours
Medium	14 Hours
High	8.5 Hours
Net Weight	1.2kg

**LXT**

#### Model Versions

**DCJ206ZM** Medium Body Only  
**DCJ206ZL** Large Body Only  
**DCJ206ZXL** Extra Large Body Only  
**DCJ206Z2XL** 2 Extra Large Body Only  
**DCJ206Z3XL** 3 Extra Large Body Only

STANDARD EQUIPMENT: Battery holder.





RADIO COMPARISON CHART

PART NO.	CXT	LXT	XGT	G-SERIES	AM	FM	DAB/DAB+	BLUETOOTH	BATTERY CHARGING	USB CHARGING
DMR301	*	*				*	*	*	*	
MR007G	*	*	*			*	*	*		
MR003G	*	*	*			*	*			
MR002G	*	*	*		*	*		*		*
MR002G	*	*	*		*	*		*		*
MR001G	*	*	*		*	*				
DMR116		*		*	*	*				
MR009G		*	*			*	*	*		
DMR056		*				*	*	*		
DMR055		*			*	*				

DAB/DAB+ Bluetooth Battery Charging Job Site Radio

Frequency range FM 87.5 – 108MHz  
Frequency range DAB/DAB+ Band III 5A – 13F  
Speaker ø89mm x 2  
Practical Output 12Vmax: 1.2W x2  
14.4V: 2.2W x2  
18V: 3.5W x2  
Net Weight 5.9 – 6.6kg

CHARGES LXT/CXT BATTERIES WHEN POWERED BY THE AC ADAPTOR



NOT COMPATIBLE WITH NI-CAD, NI-MH OR G-SERIES BATTERY



Equipped with Bluetooth class 2 to wirelessly connect your mobile device for playing music with a range up to 10m.

Model Versions  
DMR301

STANDARD EQUIPMENT: AC power adapter



DMR301

DAB/DAB+ Bluetooth Job Site Radio

Frequency Range FM 87.5 – 108 MHz  
Frequency Range DAB/DAB+ Band III 5A – 13F  
Speakers 2x 63.5mm Ø  
1x 101.6mm Ø  
Practical Output 40Vmax: 5W (x2) + 25W  
18V: 5W (x2) + 25W  
14.4V: 3W (x2) + 15W  
12Vmax: 2W (x2) + 10W  
Net Weight 5.3 - 6.3 kg

NOT COMPATIBLE WITH NI-CAD, NI-MH OR G-SERIES BATTERY

6X SELECTABLE SOUND MODES  
MY EQUALISER (MY EQ) MODE  
MULTI-AMPLIFIER SYSTEM



Equipped with Bluetooth class 2 to wirelessly connect your mobile device for playing music with a range up to 10m.

Model Versions  
MR007GZ

STANDARD EQUIPMENT: AC power adapter



MR007G

DAB/DAB+ Job Site Radio

Frequency range FM 87.5 – 108MHz  
Frequency range DAB/DAB+ Band III 5A – 13F  
Speaker ø89mm x 2  
Practical Output 12V Max: 1.7W x2  
14.4V: 3.0W x2  
18V: 4.9W x2  
40V Max: 4.9W x2  
Net Weight 4.2 – 5.2kg

NOT COMPATIBLE WITH NI-CAD, NI-MH OR G-SERIES BATTERY



MR003GZ



MR003G

MR003GZ01



Model Versions

MR003GZ  
MR003GZ01 Black

STANDARD EQUIPMENT: AC power adapter

Bluetooth Job Site Radio

Frequency range FM 87.5 – 108MHz  
Frequency range AM 522 – 1,710 kHz  
Speaker ø89mm x 2  
Practical Output 12V Max: 1.2W x2  
14.4V: 2.2W x2  
18V: 3.5W x2  
40V Max: 5.0W x2  
Net Weight 4.3 – 5.3kg

NOT COMPATIBLE WITH NI-CAD, NI-MH OR G-SERIES BATTERY

EQUIPPED WITH A USB PORT SO YOU CAN CHARGE YOUR PORTABLE DEVICES



Equipped with Bluetooth class 2 to wirelessly connect your mobile device for playing music with a range up to 10m.

Model Versions

MR002GZ  
MR002GZ01 White

STANDARD EQUIPMENT: AC power adapter



MR002GZ



MR002G

MR002GZ01



Job Site Radio

Frequency range FM 87.5 – 108MHz  
Frequency range AM 522 – 1,710 kHz  
Speaker ø89mm x 2  
Practical Output 12V Max: 1.2W x2  
14.4V: 2.2W x2  
18V: 3.5W x2  
40V Max: 5.0W x2  
Net Weight 4.3 – 5.3kg

NOT COMPATIBLE WITH NI-CAD, NI-MH OR G-SERIES BATTERY



MR001GZ



MR001GZ01



Model Versions

MR001GZ  
MR001GZ01 White

STANDARD EQUIPMENT: AC power adapter.

## RADIOS / SPEAKERS

### Job Site Radio

Frequency Range FM	87.5 – 108 MHz
Frequency Range AM	520 – 1,710 kHz
Speakers	Ø76mm x2
Practical Output	14.4V: 2.2w x2 18V: 3.5w
Net Weight	4.1 kg

**BATTERY COMPATIBILITY**  
**LXT (14.4V, 18V)**  
**G BATTERY (14.4V, 18V)**



DMR116

### Model Versions

DMR116

STANDARD EQUIPMENT: AC power adapter.



### Bluetooth Speaker

Power Source	AC/DC
Battery compatibility	10.8V – 18V CXT and LXT only
Speaker Ø	Woofer:100mm Tweeter:36mm
Practical Output 18V	10.0W
Bluetooth	Version 4.0
Bluetooth range	10m
Net Weight	2.9-3.4kg

**CHARGE DEVICES FROM USB**  
**NOT COMPATIBLE WITH**  
**G-SERIES BATTERY**



DMR200



Equipped with Bluetooth class 2 to wirelessly connect your mobile device for playing music with a range up to 10m.

### Model Versions

DMR200

STANDARD EQUIPMENT: AC power adapter



### Bluetooth Speaker

Power Source	AC/DC
Battery Compatibility	10.8-18V (CXT and LXT only)
Speaker Ø	Woofer: 101.6mm Tweeter 36mm Passive radiator 89mm
Practical Output 18V	10W
Bluetooth	Version 5.0 Class 2
Bluetooth Range	10m
Net Weight	2.7-3.4 kg

**NOT COMPATIBLE WITH**  
**G-SERIES BATTERY**  
**6X SELECTABLE SOUND MODES**  
**LCD DISPLAY PANEL**  
**MULTI-SPEAKER CONNECTIVITY**



DMR203



Equipped with Bluetooth class 2 to wirelessly connect your mobile device for playing music with a range up to 10m.

### Model Versions

DMR203

STANDARD EQUIPMENT: AC power adapter



## RADIO LANTERNS

### 40V Max XGT DAB/DAB+ Bluetooth Radio Lantern

Frequency range FM	87.5 – 108 MHz	Flashlight Illuminance High/Low	1,000 / 500 lx
Frequency range DAB/DAB+	Band III 5A – 13F	Flashlight Luminous Flux High/Low	200/100 lm
Lantern Light tone and colours:	Daylight White/Neutral White/ Warm White	Net Weight	0.99 – 2.2 Kg

**LANTERN AND FLASHLIGHT**  
**LIGHT TONES:**  
**DAYLIGHT WHITE**  
**NEUTRAL WHITE**  
**WARM WHITE**

**Bluetooth**® Equipped with Bluetooth class 2 to wirelessly connect your mobile device for playing music with a range up to 10m.

### Model Versions

MR009GZ Body Only

STANDARD EQUIPMENT: Strap hook.



### 14.4V / 18V LXT DAB/DAB+ Bluetooth Radio Lantern

Frequency range FM	87.5 – 108 MHz	Flashlight Illuminance High/Low	1,000 / 500 lx
Frequency range DAB/DAB+	Band III 5A – 13F	Flashlight Luminous Flux High/Low	200/100 lm
Lantern Light tone and colours:	Daylight White/Neutral White/ Warm White	Net Weight	0.98 – 1.6 Kg

**LANTERN AND FLASHLIGHT**  
**LIGHT TONES:**  
**DAYLIGHT WHITE**  
**NEUTRAL WHITE**  
**WARM WHITE**

**Bluetooth**® Equipped with Bluetooth class 2 to wirelessly connect your mobile device for playing music with a range up to 10m.

### Model Versions

DMR056 Body Only

STANDARD EQUIPMENT: Strap hook.



### 14.4V / 18V LXT Radio Lantern

Frequency range FM	87.5 – 108 MHz
Frequency range AM	522 – 1,710 kHz
Lantern Light tone and colours:	Warm White
Illuminance High/Low	4 Sides 130 lx 3 Sides 115 lx
Luminous Flux High/Low	4 Sides 260 lm 3 Sides 190 lm
Net Weight	0.95 – 1.6 Kg

**LANTERN LIGHT TONE:**  
**WARM WHITE**

### Model Versions

DMR055 Body Only

STANDARD EQUIPMENT: Strap hook.



# MAGNETIC DRILL / ANGLE DRILLS / ROTARY ANGLE DRILLS

## Magnetic Drill HB350

Input Wattage	1,050W
Capacity in Steel	14-55mm
No Load Speed	850rpm
Magnetic Clamping Force	8,000N
Net Weight	11.6kg



### Model Versions

HB350

STANDARD EQUIPMENT: Small oil cup assembly and clip, Safety guard, Polyester safety strap, Allen keys.

## Angle Drill DA3010 DA3011

Max. in steel	10mm
Max. in wood	25mm
No load speed	0-2,400rpm
Input wattage	450w
Net weight	1.6kg



### Model Versions

DA3010

DA3010F

DA3011 Keyless Chuck

DA3011F Keyless Chuck

STANDARD EQUIPMENT: Chuck key (3010), side handle.

## Rotary Angle Drill DA4000

Max. in steel	13mm
Max. in wood	38mm
No load speed	
with attachment	High: 0-900rpm Low: 0-400rpm
without attachment	0-600rpm
Input wattage	710w
Net weight	4.0kg



### Model Versions

DA4000LR

STANDARD EQUIPMENT: Chuck key, side handle, hex wrench, carry case.

## Rotary Angle Drill DA4031

Max. in steel	13mm
Max. in wood	38mm
No load speed	High: 1,200rpm Low: 300rpm
Input wattage	1,050w
Net weight	6.3kg



### Model Versions

DA4031

STANDARD EQUIPMENT: Key chuck, side handle, hex wrench.

# COMBI DRILL / DRILL DRIVER / ROTARY DRILLS

## Combi Drill HP0300

Input Wattage	320W
Max. in Steel	10mm
Max. in Wood	28mm
Max. in Masonry	8mm
Max. Fastening Torque (S/H)	21/56Nm
Chuck Capacity	1 - 10mm
Blows per Min	0-6,750/0-22,500 bpm
No Load Speed	0-450/0-1,500rpm
Torque Settings	20 + Drill
Net Weight	1.3kg



### Model Versions

HP0300

STANDARD EQUIPMENT: Phillips bit.

## Drill Driver DF0300

Input Wattage	320W
Max. in Steel	10mm
Max. in Wood	28mm
Max. Fastening Torque (S/H)	21/56Nm
Chuck Capacity	1 - 10mm
No Load Speed	0-450/0-1,500rpm
Torque Settings	20 + Drill
Net Weight	1.2kg



### Model Versions

DF0300

STANDARD EQUIPMENT: Phillips bit.

## Rotary Drill DP2010

Max. in steel	6.5mm
Max. in wood	15mm
Chuck capacity	0.5-6.5mm
Variable speed control	Dial
No load speed	0-4,200rpm
Input wattage	370w
Net weight	1.0kg



### Model Versions

DP2010

STANDARD EQUIPMENT: Depth gauge, chuck key, hex holder.

## Rotary Drill 6510LVR

Max. in steel	10mm
Max. in wood	18mm
No load speed	0-1,200rpm
Input wattage	330w
Net weight	1.4kg



### Model Versions

6510LVR

## Rotary Drill DP4700

Max. in steel	13mm
Max. in wood	36mm
No load speed	0-550rpm
Input wattage	510w
Net weight	2.2kg



### Model Versions

DP4700


STANDARD EQUIPMENT: Side handle.



ROTARY DRILLS / PERCUSSION DRILLS

Rotary Drill

Chuck capacity	13mm
Max in steel	13mm
Max in wood	36mm
No load speed	0-600rpm
Input Wattage	750w
Net weight	2.8kg



DS4012


Model Versions

DS4012

STANDARD EQUIPMENT: Chuck key, side grip.

Rotary Drill

Max. in steel	High: 8mm Low: 13mm
Max. in wood	High: 30mm Low: 40mm
No load speed	High: 0-2,900rpm Low: 0-1,200rpm
Input wattage	720w
Net weight	2.3kg



DP4011

Model Versions

DP4011

STANDARD EQUIPMENT: Side handle, depth gauge.

Percussion Drill

Max. in steel	13mm
Max. in wood	30mm
Max. in masonry	16mm
Blows per minute	0-44,800bpm
No load speed	0-2,800rpm
Input wattage	680w
Net weight	2.0kg



HP1640  
HP1641

Model Versions

HP1640 Key Chuck  
HP1640K Key Chuck  
HP1641 Keyless Chuck  
HP1641K Keyless Chuck

STANDARD EQUIPMENT: Side handle, depth stop, carry case (K model only).

PERCUSSION DRILLS

Percussion Drill

Max in steel	13mm
Max in wood	30mm
Max in masonry	16mm
Chuck capacity	13mm
No load speed	0-3200 rpm
Impacts per minute	0-48000 ipm
Input wattage	710w
Net Weight	2.0kg



HP1631


Model Versions

HP1631K

STANDARD EQUIPMENT: Side handle, carry case.

Percussion Drill

Max. in steel	16mm
Max. in wood	40mm
Max. in masonry	20mm
Blows per minute	High: 0-58,000bpm Low: 0-24,000bpm
No load speed	High: 0-2,900rpm Low: 0-1,200rpm
Input wattage	1010w
Net weight	2.6kg



HP2070  
HP2071


Model Versions

HP2070  
HP2071F Light + Keyless Chuck

STANDARD EQUIPMENT: Side handle, depth stop, chuck key (HP2070), carry case.

Percussion Drill

Max. in steel	High: 8mm Low: 13mm	Blows per minute	High: 0-58,000bpm Low: 0-24,000bpm
Max. in wood	High: 25mm Low: 40mm	No load speed	High: 0-2,900rpm Low: 0-1,200rpm
Max. in masonry	High: 13mm Low: 20mm	Input wattage	720w
		Net weight	2.5kg



HP2050  
HP2051

Model Versions

HP2050  
HP2050F Light  
HP2051 Keyless Chuck  
HP2051F Light + Keyless Chuck

STANDARD EQUIPMENT: Side handle, depth stop, chuck key (HP2050), carry case.

PERCUSSION DRILLS / CORE DRILLS

Percussion Drill HP2010

Max. in steel	High: 6.5mm Low: 13mm
Max. in wood	High: 20mm Low: 40mm
Max. in concrete	High: 14mm Low: 20mm
Blows per minute	High: 0-46,000bpm Low: 0-18,000bpm
No load speed	High: 0-2,300rpm Low: 0-900rpm
Input wattage	750w
Net weight	2.9kg



**Model Versions**  
**HP2010N**  
STANDARD EQUIPMENT: Drill chuck, chuck key, side handle, depth stop, carry case.

Percussion / Diamond Core Drill 8406

Max. in steel	13mm
Max. in wood	30mm
Max. in masonry	20mm
Max. dry diamond core	152mm
Blows per minute	0-22,500bpm
No load speed	0-1,500rpm
Input wattage	850w
Net weight	3.7kg



8406X: 52mm core, adaptor pack,drill bit  
8406X3 Cores: 52mm, 107mm, 127mm, 152mm, adaptor pack,drill bit



**Model Versions**  
**8406**  
**8406X**  
**8406X3**  
STANDARD EQUIPMENT: Chuck key, side handle, carry case.

Diamond Core Drill DBM131

Max. diamond core	High: 70mm Low: 132mm
Adaptor	1-1/4" UNC outside 1/2" BSP inside
Load speed	High: 0-1,570rpm Low: 0-800rpm
Collar clamping	
Diameter	53mm
Input wattage	1,500w
Net Weight	6.3kg



**Model Versions**  
**DBM131/1**  
STANDARD EQUIPMENT: Side handle, carry case, P-42151 double threaded adaptor, in-line RCD, tap, water supply pipe, water injector.

Percussion / Diamond Core Drill 8406C

Max. in steel	13mm
Max. in wood	35mm
Max. in masonry	20mm
Max. dry diamond core	152mm
Blows per minute	High: 28,800-64,000bpm Low: 14,400-32,000bpm
No load speed	High: 1,800-4,000rpm Low: 900-2,000rpm
Input wattage	1,400w
Net weight	4.4kg



**Model Versions**  
**8406C**  
STANDARD EQUIPMENT: Drill chuck, chuck key, side handle, depth stop, carry case.

Diamond Core Drill DBM080

Max. diamond core	up to 82mm
Collet	1/2" BSP male
Load speed	0-2,000rpm
Collar clamping diameter	46mm
Input wattage	1,500w
Weight	3.8kg



**Model Versions**  
**DBM080/1**  
STANDARD EQUIPMENT: Side handle, carry case.

SDS-PLUS ROTARY HAMMERS

Rotary Hammer HR1840

Max in concrete (TCT bit)	18mm
Max in concrete (TCT Core)	35mm
Max in concrete (diamond Core)	65mm
Capacity in steel	13mm
Capacity in wood	24mm
Impact energy	1.4J
Blows per minute	0 – 4,800 bpm
No load speed	0 – 2,100 rpm
Input wattage	470W
Net weight	2.0-2.4kg



**Model Versions**  
**HR1840**  
STANDARD EQUIPMENT: Side handle, depth gauge, carry case.

Adapted for SDS-PLUS bits  
**1.4 Joules**

AVT Rotary Hammer HR1841F

Max in concrete (TCT bit)	18mm
Max in concrete (TCT Core)	35mm
Max in concrete (diamond Core)	65mm
Capacity in Steel	13mm
Capacity in wood	24mm
Impact energy	1.4J
Blows per minute	0 – 4,800 bpm
No load speed	0 – 2,100 rpm
Input wattage	470W
Net weight	2.0-2.5kg



**Model Versions**  
**HR1841F**  
STANDARD EQUIPMENT: Side handle, depth gauge, carry case.

Adapted for SDS-PLUS bits  
**1.4 Joules**  
**AVT**

AVT Rotary Hammer HR2631

Max in concrete (TCT bit)	26mm
Max in concrete (TCT core)	68mm
Max in concrete (diamond core)	80mm
Capacity in Steel	13mm
Capacity in Wood	32mm
Impact Energy	2.4J
Blows per Minute	0-4,600ipm
No Load Speed	0-1,200rpm
Input Wattage	800w
Vibration	12.0 m/s²
Net Weight	HR2631F: 2.9-3.4kg HR2631FT: 3.1-3.6kg



**Model Versions**  
**HR2631F**  
**HR2631FT Quick Change Chuck**  
STANDARD EQUIPMENT: Side handle, depth stop, carry case.

Adapted for SDS-PLUS bits  
**2.4 Joules**  
**AVT**




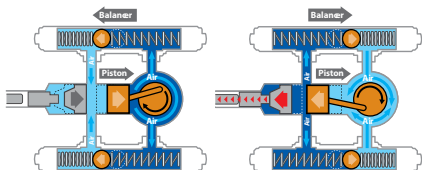


# AVT: GREATLY REDUCE THE RISK OF VIBRATION WHITE FINGER

The Anti Vibration system has an active dynamic vibration absorber which ensures operation with extremely low vibration. The tools have been designed with a flat sided body so they're easier to handle.

The damper spring behind the drill bit absorbs reaction force caused by the drill bit at the moment of impact. The damper springs in the handle separate the handle from the machine body, further reducing the vibration.

# AVT



## ANTI-VIBRATION TECHNOLOGY



## SDS-MAX ROTARY HAMMERS

### AVT Rotary Hammer

HR3540  
HR3541

Max in concrete	35mm
Max core	90mm TCT
Impact energy	40: 5.6J / 41: 5.7J
No load speed	315-630rpm
Blows per minute	1650-3,300bpm
Vibration	
HR3540C	RH:18.0 / HO:12.5 m/s <sup>2</sup>
HR3541FC	RH:11.0 / HO: 9.0 m/s <sup>2</sup>
Input wattage	850w
Net weight	HR3540C: 5.2-5.3kg HR3541FC: 5.6-5.7kg



#### Model Versions

HR3540C

HR3541FC AVT + Light

STANDARD EQUIPMENT: Side handle, depth gauge, bit grease, carry case.



5.7 Joules

AVT

### Rotary Demolition Hammer

HR4003C

Max in Concrete	40mm
Max TCT Core	105mm
Impact Energy per Stroke	8.3J
Blows per Minute	1,450 - 2,900 bpm
No Load Speed	250 - 500 rpm
Input Wattage	1,100W
Net Weight	6.2 - 6.4kg



#### Model Versions

HR4003C

STANDARD EQUIPMENT: Depth gauge, side handle, bit grease, carry case



8.3 Joules

### AVT Rotary Demolition Hammer

HR4511

Max. in concrete	45mm
Max. Core bit diameter (TCT)	125mm
Impact energy per stroke	9.4J
Blows per minute	1,250-2,750bpm
No load speed	130-280rpm
Input wattage	1,350w
Vibration	RH: 7.5m/sec <sup>2</sup> HO: 7.0m/sec <sup>2</sup> 'D' handle
Net weight	9.0-9.1kg

**ULTRA-LOW VIBRATION**  
Rotary Hammer 7.5 m/sec<sup>2</sup>  
Hammer 7.0 m/sec<sup>2</sup>  
EN60745



#### Model Versions

HR4511C

STANDARD EQUIPMENT: 2x side handles, depth stop, bit grease, carry case.



9.4 Joules

AVT

## AVT Rotary Demolition Hammer

HR4013C

Max. bit diameter	40mm
Max. in concrete	40mm
Max. TCT Core	105mm
Input wattage	1,100W
Impact energy per stroke	8.0J
No load speed	250-500rpm
Blows per minute	1,450-2,900bpm
Vibration	RH: 5.0m/sec <sup>2</sup>
	HO: 4.5m/sec <sup>2</sup> 'D' handle
Net weight	6.8-6.9kg

ULTRA-LOW VIBRATION

**Rotary Hammer 5.0 m/sec<sup>2</sup>**

**Hammer 4.5 m/sec<sup>2</sup>**

EN60745



8.0 Joules

**AVT SOFT NOLOAD**



### Model Versions

HR4013C

STANDARD EQUIPMENT: Bit grease, depth stop, handle, carry case.

## AVT Rotary Demolition Hammer

HR5212C

Max. Core bit	160mm
Max. TCT bit	52mm
Input wattage	1,510W
No load speed	150 - 310rpm
Blows per minute	1,100 - 2,250bpm
Vibration	RH: 9.0m/s <sup>2</sup>
	H: 8.0m/s <sup>2</sup>
Net weight	11.9-12.0kg

ULTRA-LOW VIBRATION

**Rotary Hammer 9.0 m/sec<sup>2</sup>**

**Hammer 8.0 m/sec<sup>2</sup>**

EN60745



19.1 Joules

**AVT SOFT NOLOAD**



### Model Versions

HR5212C

STANDARD EQUIPMENT: Bit grease, depth stop, handle, carry case.

## HR4013C / HR5212C LOCK-ON IN HAMMER MODE



↑ Lock-on switch for continuous chiseling applications

↑ Trigger switch for intermittent chiseling applications

↑ Rotation with hammering

↑ Bit angle settings



# SOFT NOLOAD

### Soft No Load Function

Automatically reduces the motor speed during idling to suppress the vibration of the machine body.

## SDS-PLUS Power Scraper

HK1820

Impact energy per stroke	3.1J
Vibration	10m/sec <sup>2</sup>
Blows per minute	0-3,200bpm
Input wattage	550w
Net weight	3.4kg



### Model Versions

HK1820

STANDARD EQUIPMENT: 2x scaling chisels, bull point, carry case.



3.1 Joules

## SDS-PLUS Power Scraper

HK0500

Blows per minute	2,000-3,500bpm
Impact energy per stroke	1.8J
Vibration	9.5m/sec <sup>2</sup>
Input wattage	550w
Overall length	468mm
Net weight	3.2kg



### Model Versions

HK0500

STANDARD EQUIPMENT: Scaling chisel, carry case.



## ACCESSORIES: NEMESIS II DRILL BITS

# NEMESIS II



Drilling into reinforced concrete is no longer a hit and miss application, with reinforcing bar being no obstacle for the Nemesis II Drill Bits! Suitable for use in the hardest of natural stone, the unique symmetrical head geometry of the Nemesis II range, ensures precision drill holes every time. Perfect for critical anchor fixings and where spot drilling is required, Nemesis II will drill up to 50% more holes than a normal rotary hammer drill bit.


To see the full range of SDS-Plus bits visit [www.makita.com](http://www.makita.com)

DEMOLITION HAMMERS

Demolition Hammer


HM0810

Impact energy per stroke	7.2J
Blows per minute	2,900bpm
Input wattage	900w
Net weight	6.0kg



**Model Versions**  
HM0810T 17mm A/F


STANDARD EQUIPMENT: Bull point, 2x hex wrenches (4 and 5mm), side handle, carry case.



AVT Demolition Hammer


HM1101  
HM1111

Blows per minute	1100-2660bpm
Bit angle settings	12
Impact energy per stroke	11.5J
Speed control	Variable by dial
Wattage	1300w
Vibration 1101	'D' Handle: 13.5m/sec <sup>2</sup> Bar Handle: 13.5m/sec <sup>2</sup>
Vibration 1111	Bar Handle: 7.5m/sec <sup>2</sup> 'D' Handle: 8.0m/sec <sup>2</sup>
Net weight	HM1101C: 7.2-7.3kg HM1111C: 7.8-8.0kg



**Model Versions**  
HM1101C  
HM1111C AVT

STANDARD EQUIPMENT: Bull point, bit grease, side handle, carry case.




11.5 Joules  
**AVT**

AVT Demolition Hammer


HM0870  
HM0871C

Impact energy	70C:7.6J / 71C:8.1J
Blows per minute	1,100-2,650bpm
Vibration	HM0870C: 11.5m/sec <sup>2</sup> HM0871C: 8.4m/sec <sup>2</sup>
Input wattage	1,100w
Net weight	HM0870C: 5.1-5.3kg HM0871C: 5.6-5.8kg



**Model Versions**  
HM0870C  
HM0871C AVT

STANDARD EQUIPMENT: Bit grease, side handle, carry case.




7.6 Joules  
**AVT**

DEMOLITION HAMMERS

AVT Demolition Hammer


HM1203  
HM1213

Bit angle setting	12 stage
Impact energy	HM1203C: 19.1J HM1213C: 18.6J
Speed control	variable by dial
Blows per minute	950-1,900bpm
Input wattage	1510w
Vibration	HM1203C: 15.5m/s <sup>2</sup> HM1213C: 7m/s <sup>2</sup>
Net weight	HM1203C: 9.7kg HM1213: 10.8kg



**Model Versions**  
HM1203C  
HM1213C AVT

STANDARD EQUIPMENT: Bull point, bit grease, side handle, carry case.



18.6 Joules  
**AVT**

AVT Demolition Hammer

HM1214

Bit angle settings	12 stage
Impact energy per stroke	19.9J
Speed control	variable by dial
Blows per minute	950-1,900bpm
Input wattage	1,510w
Vibration	8 m/s <sup>2</sup>
Net weight	12.3kg



**Model Versions**  
HM1214C AVT


STANDARD EQUIPMENT: Bull point, bit grease, side handle, carry case.



19.9 Joules  
**AVT**

ULTRA-LOW VIBRATION  
**8.0 m/sec<sup>2</sup>**  
EN60745

ACCESSORIES: HOLLOW DUST EXTRACTION DRILL BITS

			
SDS-Plus and SDS-Max dust extraction drill bits remove dust from the hole as you drill.			
Part No.	Diameter	Length	Shank
B-64381	12 mm	325 mm	SDS-PLUS
B-64397	14 mm	360 mm	SDS-PLUS
B-64406	16 mm	360 mm	SDS-PLUS
B-64412	18 mm	360 mm	SDS-PLUS
B-64428	16 mm	600 mm	SDS-MAX
B-64434	18 mm	600 mm	SDS-MAX
B-64440	20 mm	600 mm	SDS-MAX
B-64456	22 mm	600 mm	SDS-MAX
B-64462	24 mm	600 mm	SDS-MAX
Part No.	Diameter	Length	Shank
B-64478	25 mm	600 mm	SDS-MAX
B-64484	28 mm	600 mm	SDS-MAX
B-64490	28 mm	900 mm	SDS-MAX
B-64509	30 mm	600 mm	SDS-MAX
B-64515	30 mm	900 mm	SDS-MAX
B-64521	32 mm	600 mm	SDS-MAX
B-64537	32 mm	900 mm	SDS-MAX
B-64543	35 mm	600 mm	SDS-MAX
B-64559	35 mm	900 mm	SDS-MAX

To see the full range of hollow dust extractor drill bits visit [www.makitauk.com](http://www.makitauk.com)



DEMOLITION HAMMERS

AVT Demolition Hammer

HM1317

Shank	30mm Hex
Impact energy per stroke	25J
HM1317C	High: 25J
	Low: 21J
HM1317CB	High: 26.5J
	Low: 24J
Blows per minute	730-1,450bpm
Input wattage	1,510w
Net weight	HM1317C: 17kg
	HM1317CB: 19kg

ULTRA-LOW VIBRATION

8.5 m/sec<sup>2</sup>

EN60745



Model Versions

HM1317C 30mm Hex

HM1317CB/1 110V 28.6mm Hex

STANDARD EQUIPMENT: Bull point, side handle, carry case.

25 Joules

Adapted for HEX bits

AVT Electric Breaker

HM1511

Shank	30mm Hex
Input wattage 110V	1,550W
Input wattage 240V	1,850W
Impact Energy	48.9J
Blows per Minute	1,300 bpm
Net Weight	19.2kg

ULTRA-LOW VIBRATION

6.5 m/sec<sup>2</sup>

EN60745



Model Versions

HM1511

STANDARD EQUIPMENT: Side handle, bull point, carry case.

48.9 Joules

SOFT NOLOAD Adapted for HEX bits

AVT Electric Breaker

HM1812

Shank	1 1/4" AF Hex
Vibration	6.5 m/s <sup>2</sup>
Impact Energy	72.8J
Blows per minute	870bpm
Input Wattage	240v: 2,000w
	110v: 1,700w
Weight	31.3 kg

ULTRA-LOW VIBRATION

6.5 m/sec<sup>2</sup>

EN60745



Model Versions

HM1812

HM1812TR + Trolley

STANDARD EQUIPMENT: Hex wrench.

72.8 Joules

SOFT NOLOAD Adapted for HEX bits

WALL CHASER / DISC CUTTERS

125mm Wall Chaser

SG1251J

Blade diameter	125mm
Bore	22.23mm
Cutting depth	0-30mm
Cutting width every 3mm	6-30mm
No load speed	10,000rpm
Input wattage	1,400W
Net weight	4.5kg

SOFT GRIP



Model Versions


SG1251J

STANDARD EQUIPMENT: Diamond wheel, hex wrench, lock nut wrench, carry case.

125mm Dustless Disc Cutter

4100KB

Input Wattage	1,300W
Blade Diameter	125mm
Bore Diameter	20mm
No Load Speed	12,200rpm
Max Cutting Capacity	40mm
Net Weight	3.0 kg



Model Versions

4100KB

STANDARD EQUIPMENT: Diamond wheel, dust bag, hex wrench, wrench.

125mm Disc Cutter

4101

Blade diameter	125mm
Bore size	20mm
Depth of cut @ 90°	41.5mm
@ 45°	26mm
No load speed	13,800rpm
Input wattage	820w
Net weight	3.0kg



Model Versions

4101RH

STANDARD EQUIPMENT: 110mm diamond wheel, wrenches, water plug and tube, earth leakage breaker.

305mm Electric Disc Cutter

4112

Blade diameter	305mm
Bore size	20mm
Max. cut	100mm
No load speed	5,500rpm
Input wattage	2,400w
Net weight	10.4kg



Model Versions

4112HS

STANDARD EQUIPMENT: Wrench, carry case.

355mm Electric Disc Cutter

4114

Blade diameter	355mm
Bore size	25.4mm
Maximum cut	125mm
No load speed	3,800rpm
Input wattage	2,400w
Net weight	10.8kg



Model Versions

4114S/1

STANDARD EQUIPMENT: Wrench.

CONCRETE PLANERS / POLISHERS

125mm Concrete Planer

PC5010C

Input Wattage	1,400W
Wheel Diameter	125mm
Bore	22.23mm
No Load Speed	4,000-9,000rpm
Net Weight	2.5-3.6kg

ANTI-RESTART  
CURRENT LIMITER



Model Versions

PC5010C

STANDARD EQUIPMENT: Lock nut wrench, carry case.

125mm Concrete Planer

PC5001

Wheel diameter	125mm
Bore	22mm
Spindle	M14
No load speed	10,000rpm
Input wattage	1,400w
Net weight	5.1kg



Model Versions

PC5001C Roller + Planer Guide

STANDARD EQUIPMENT: Offset diamond wheel, lock nut wrench, hex wrench, dust bag, carry case.

Wet Stone Polisher

PW5000

Pad size	100mm
Spindle	M14
No load speed	2,000-4,000rpm
Input wattage	900w
Net weight	2.3kg



Model Versions

PW5000C

STANDARD EQUIPMENT: Rubber pad, side grip, wrench.

100MM / 115MM ANGLE GRINDERS

100mm Angle Grinder

GA4030R

Wheel size	100mm
Bore size	16mm
No load speed	11,000rpm
Input wattage	720w
Net weight	1.72-2.01kg

SLIM BODY  
ANTI-RESTART



Model Versions

GA4030R

STANDARD EQUIPMENT: Wheel, wrench, side handle.

100mm Angle Grinder

GA4034

Wheel size	100mm
Bore size	16mm
Spindle size	M10 x 1.5mm
No load speed	11,000rpm
Input wattage	720w
Net weight	1.77-2.06kg

SLIM BODY  
PADDLE SWITCH



Model Versions

GA4034

STANDARD EQUIPMENT: Wheel, wrench, side handle.

115mm Angle Grinder

GA4530R

Wheel Size	115mm
Bore Diameter	22.23mm
Input Wattage	720W
No Load Speed	11,000 rpm
Net Weight	1.88-2.22kg

SLIM BODY  
ANTI-RESTART



Model Versions

GA4530R

GA4530RKD Diamond Blade + Case



STANDARD EQUIPMENT: Wheel, wrench, side handle, carry case RKD only.

115mm Angle Grinder

9557

Wheel size	115mm
Bore size	22.23mm
Spindle size	M14 x 2mm
No load speed	11,000rpm
Input wattage	840w
Net weight	1.7-2.4kg

ANTI-RESTART



Model Versions

9557NBR

9557NBRX1 Diamond Blade

STANDARD EQUIPMENT: Wheel, wrench, side handle, (9557NBRX1 only) Diamond blade, abrasive wheel, 2 x guards.

115mm Angle Grinder

GA4540R01

Wheel diameter	115mm
Bore diameter	22.23mm
Max thickness	6mm
No load speed	11,000rpm
Input wattage	1,100w
Net weight	2.4-2.8kg

ANTI-RESTART  
AVT HANDLE



Model Versions

GA4540R01

STANDARD EQUIPMENT: Wheel, wrench, side handle, cutting wheel cover set.

115mm Angle Grinder

GA4540C

Wheel diameter	115mm
Bore diameter	22.23mm
Max thickness	6mm
No load speed	2,800 - 11,000rpm
Input wattage	1,400w
Net weight	2.4-2.8kg

ANTI-RESTART



Model Versions

GA4540C

STANDARD EQUIPMENT: Wheel, wrench, side handle, cutting wheel cover set.

# ANGLE GRINDER CHART

Model	Input Wattage & Voltage	Technology	Switch Type	Switch / Trigger (Lock)	Anti-restart Function	Double Insulation	Variable Speed	Mechanical Brake	Electric Brake	Torque Limiter	Constant Speed	Soft Start	Bore Diameter (mm)	No Load Speed (rpm)	Net Weight (kg)
100mm Angle Grinders															
GA4030R	720W		Slide	On	*	*						*	16	11,000	1.72-2.01
GA4034	720W		Paddle	Off		*							16	11,000	1.77-2.06
115mm Angle Grinders															
GA004G	40V	BLAFT	Slide	On	*	*			*			*	22.23	8,500	2.9-3.6
GA012G	40V	BLAFT	Paddle	Off	*	*			*			*	22.23	8,500	3.0-3.6
DGA450	14.4V		Slide	On	*	*							22.23	10,000	2.20-2.92
DGA452	18V		Slide	On	*	*							22.23	10,000	2.06-2.71
DGA463	18V	BL	Slide	On	*	*	*		*			*	22.23	3,000-8,500	2.3-3.0
DGA467	18V	BL	Paddle	Off	*	*	*		*			*	22.23	3,000-8,500	2.4-3.1
DGA469	18V	BL	Paddle	Off	*	*	*		*			*	22.23	3,000-8,500	2.4-3.1
GA4530R	720W		Slide	On	*	*			*			*	22.23	11,000	1.88-2.22
GA4534	720W		Paddle	Off	*	*			*			*	22.23	11,000	1.98-2.31
9557NBR	840W		Slide	On	*	*			*			*	22.23	11,000	1.7-2.4
9564PCV	1,400W	SJS	Paddle	Off	*	*	*		*		*	*	22.23	2,800-12,000	2.4-2.7
GA4540R01	1,100W	SJSII	Slide	On	*	*	*		*		*	*	22.23	11,000	2.4-2.8
GA4541R01	1,100W	SJSII	Slide	On	*	*	*		*		*	*	22.23	11,000	2.7-3.0
GA4540C	1,400W	SJSII	Slide	On	*	*	*	*	*		*	*	22.23	2,800-11,000	2.4-2.8
GA4541CT01	1,400W	SJSII	Slide	On	*	*	*	*	*		*	*	22.23	2,800-11,000	2.7-3.0
GA4550	1,300W		Paddle	Off	*	*	*		*		*	*	22.23	11,000	2.4-2.8
GA4550R	1,300W		Paddle	Off	*	*	*		*		*	*	22.23	11,000	2.4-2.8
GA022G	40V	BLAFT AWS	Slide	On	*	*	*		*		*	*	22.23	3,000 - 8,500	3.0 - 3.6
GA028G	40V	BLAFT AWS	Paddle	Off	*	*	*		*		*	*	22.23	3,000 - 8,500	3.0 - 3.6
GA040G	40V	BLAFT AWS	Slide	On	*	*	*		*		*	*	22.23	3,000 - 8,500	3.0 - 5.3
GA043G	40V	BLAFT AWS	Paddle	Off	*	*	*		*		*	*	22.23	3,000 - 8,500	3.0 - 5.4
GA049G	40V	BLAFT	Paddle	Off	*	*	*		*		*	*	22.23	11,000	3.0 - 5.4
GA022G	40V	BL	Slide	On	*	*	*		*		*	*	22.23	3,000 - 8,500	3.0 - 3.6
GA028G	40V	BL	Paddle	Off	*	*	*		*		*	*	22.23	3,000 - 8,500	3.0 - 3.6
GA040G	40V	BL	Slide	On	*	*	*		*		*	*	22.23	3,000 - 8,500	3.0 - 5.3
GA043G	40V	BL	Paddle	Off	*	*	*		*		*	*	22.23	3,000 - 8,500	3.0 - 5.4
GA049G	40V	BL	Paddle	Off	*	*	*		*		*	*	22.23	11,000	3.0 - 5.4
125mm Angle Grinders															
GA005G	40V	BLAFT	Slide	On	*	*			*			*	22.23	8,500	2.9 - 3.6
GA013G	40V	BLAFT	Paddle	Off	*	*			*			*	22.23	8,500	3.0 - 3.6
DGA513	18V	BL	Slide	On	*	*			*			*	22.23	3,000-8,500	2.4-3.0
DGA517	18V	BL	Paddle	Off	*	*			*			*	22.23	3,000-8,500	2.4-3.1
DGA519	18V	BL	Paddle	Off	*	*			*			*	22.23	3,000-8,500	2.4-3.1
GA5030R	720W		Slide	On	*	*			*			*	22.23	11,000	1.91-3.06
GA5034	720W		Paddle	Off	*	*			*			*	22.23	11,000	2.0-3.15
9558NBR	840W		Slide	On	*	*			*			*	22.23	11,000	1.7-3.2
9565PZ	1,100W	SJS	Paddle	Off	*	*			*		*	*	22.23	12,000	2.4-2.7
9565PCV	1,400W	SJS	Paddle	Off	*	*	*		*		*	*	22.23	2,800-12,000	2.4-3.5
GA5021	1050W	SJS	Trigger	Off	*	*	*		*		*	*	22.23	12,000	2.7-3.9
GA5021C	1450W	SJS	Trigger	Off	*	*	*		*		*	*	22.23	10,000	2.9-4.1
GA5040R01	1,100W	SJSII	Slide	On	*	*	*		*		*	*	22.23	11,000	2.5-3.6
GA5041R01	1,100W	SJSII	Slide	On	*	*	*		*		*	*	22.23	11,000	2.7-3.8
GA5040C	1,400W	SJSII	Slide	On	*	*	*	*	*		*	*	22.23	2,800-11,000	2.5-3.6
GA5041CT01	1,400W	SJSII	Slide	On	*	*	*	*	*		*	*	22.23	2,800-11,000	2.7-3.8
GA5050	1,300W		Paddle	Off	*	*	*		*		*	*	22.23	11,000	2.5-2.8
GA5050R	1,300W		Paddle	Off	*	*	*		*		*	*	22.23	11,000	2.5-2.8
GA5080RX05	1,400W	SJS	Slide	On	*	*	*		*		*	*	22.23	12,000	2.5-3.6
GA5095X01	110V-1,720W 240V-1,900W	SJSII	Paddle	Off	*	*	*		*		*	*	22.23	11,500	2.7-3.9
GA5091X01	110V-1,720W 240V-1,900W	AFT	Slide	On	*	*	*		*		*	*	22.23	11,500	2.8-4.0
GA023G	40V	BLAFT AWS	Slide	On	*	*	*		*		*	*	22.23	3,000 - 8,500	3.0 - 4.4
GA029G	40V	BLAFT AWS	Paddle	Off	*	*	*		*		*	*	22.23	3,000 - 8,500	3.0 - 4.5
GA041G	40V	BLAFT AWS	Slide	On	*	*	*		*		*	*	22.23	3,000 - 8,500	3.0 - 5.3
GA044G	40V	BLAFT AWS	Paddle	Off	*	*	*		*		*	*	22.23	3,000 - 8,500	3.0 - 5.4
GA050G	40V	BLAFT	Paddle	Off	*	*	*		*		*	*	22.23	11,000	3.0 - 5.4
GA022G	40V	BL	Slide	On	*	*	*		*		*	*	22.23	3,000 - 8,500	3.0 - 3.6
GA028G	40V	BL	Paddle	Off	*	*	*		*		*	*	22.23	3,000 - 8,500	3.0 - 3.6
GA040G	40V	BL	Slide	On	*	*	*		*		*	*	22.23	3,000 - 8,500	3.0 - 5.3
GA043G	40V	BL	Paddle	Off	*	*	*		*		*	*	22.23	3,000 - 8,500	3.0 - 5.4
GA049G	40V	BL	Paddle	Off	*	*	*		*		*	*	22.23	11,000	3.0 - 5.4

# ANGLE GRINDER CHART

Model	Input Wattage & Voltage	Technology	Switch Type	Switch / Trigger (Lock)	Anti-restart Function	Double Insulation	Variable Speed	Mechanical Brake	Electric Brake	Torque Limiter	Constant Speed	Soft Start	Bore Diameter (mm)	No Load Speed (rpm)	Net Weight (kg)
180mm Angle Grinders															
DGA700	2x18V	BL	Trigger	Off	*	*			*			*	22.23	7,800	5.0-6.0
GA7020	110V-1,650W 240V-2,000W		Trigger	Off	*	*			*			*	22.23	8,500	5.56-6.06
GA7040S01	2,400W		Trigger	Off	*	*			*			*	22.23	8,500	6.45-6.95
GA7050	2,000W		Trigger	Off/On	*	*			*			*	22.23	8,500	3.98-5.0
GA7070X1	110V-2,200W 240V-2,800W	AFT	Paddle	Off/On	*	*	*	*	*	*	*	*	22.23	8,500rpm	6.1 - 6.6
GA7071X1	110V-2,200W 240V-2,800W	AFT	Paddle	Off/On	*	*	*	*	*	*	*	*	22.23	8,500rpm	6.2 - 6.7
GA9090N	110V - 2,200W 240V - 2,200W		Trigger	On / Off	*	*			*			*	22.23	6,600	5.3 - 7.4
230mm Angle Grinders															
DGA900	2x18V	BL	Trigger	Off	*	*			*			*	22.23	6,000	5.2-8.0
DGA901	2x18V	BL	Trigger	Off	*	*			*			*	22.23	6,000	5.2-8.0
GA9020	110V-1,650W 240V-2,000W		Trigger	Off	*	*			*			*	22.23	6,600	5.76-8.05
GA9020S	110V-1,650W 240V-2,000W		Trigger	Off	*	*			*			*	22.23	6,600	5.85-8.14
GA9040S	2,400W		Trigger	Off	*	*			*			*	22.23	6,600	6.65-8.94
GA9050	2,000W		Trigger	Off/On	*	*			*			*	22.23	6,600	4.64-6.94
GA9070X1	110V-2,200W 240V-2,800W	AFT	Paddle	Off/On	*	*	*	*	*	*	*	*	22.23	6,600rpm	6.3 - 8.5
GA9071X1	110V-2,200W 240V-2,800W	AFT	Paddle	Off/On	*	*	*	*	*	*	*	*	22.23	6,600rpm	6.4 - 8.5
GA038G	40V	BLAFT AWS	Paddle	Off	*	*	*		*		*	*	22.23	6,600	4.6 - 7.4
GA7090N	110V - 2,200W 240V - 2,200 W		Trigger	On / Off	*	*			*			*	22.23	8,500	5.1 - 7.3

## SJSII: REDUCES ANGLE GRINDER VIBRATION

The updated super joint system has dramatically lowered the vibration of our grinders. The leaf spring absorbs vibration and relieves shock during operation by up to 12.5% in comparison to the original super joint system.

When using the anti vibration handle it can relieve vibration by up to 25% over the original super joint system.

**SJSII**  
SUPER JOINT SYSTEM





# 115MM / 125MM ANGLE GRINDERS

## 115mm Angle Grinder

GA4541R01

Wheel diameter	115mm
Bore diameter	22.23mm
Max thickness	6mm
No load speed	11,000rpm
Input wattage	1,100w
Net weight	2.7-3.0kg

**MECHANICAL BRAKE**  
**ANTI RESTART**



### Model Versions

**GA4541R01/2**

STANDARD EQUIPMENT: Wheel, wrench, side handle, cutting wheel cover set.



## 115mm Angle Grinder

GA4534

Wheel size	115mm
Bore size	22.23mm
Spindle size	M14 x 2mm
No load speed	11,000rpm
Input wattage	720w
Net weight	1.98-2.31kg

**PADDLE SWITCH**  
**SLIM BODY**



### Model Versions

**GA4534 Paddle Switch**

STANDARD EQUIPMENT: Wheel, wrench, side handle.



## 115mm Angle Grinder

GA4550  
GA4550R

Wheel Diameter	115mm
Bore Diameter	22.23mm
Max Wheel Thickness	7.2mm
No Load Speed	11,000rpm
Input Wattage	110V: 1,200W 240V: 1,300W
Net Weight	2.4-2.8kg

**GA4550: PADDLE SWITCH**  
**GA4550R: PADDLE SWITCH**  
**ANTI-RESTART**



### Model Versions

**GA4550**

**GA4550R Soft Start + Anti-restart**

STANDARD EQUIPMENT: Side handle, wrench.



## 115mm Angle Grinder

9564PCV

Wheel size	115mm
Bore size	22.23mm
Spindle size	M14 x 2mm
No load speed	2,800-12,000rpm
Input wattage	1,400w
Net weight	2.4-2.7kg

**PADDLE SWITCH**  
**CURRENT LIMITER**



### Model Versions

**9564PCV Paddle Switch**

STANDARD EQUIPMENT: Wheel, wrench, side handle, cutting wheel cover set.



## 125mm Angle Grinder

GA5030R

Wheel Size	125mm
Bore diameter	22.23mm
Input wattage	720W
No load speed	11,000 rpm
Net weight	1.91-3.06kg

**SLIM BODY**  
**ANTI RESTART**



### Model Versions

**GA5030R**

STANDARD EQUIPMENT: Wheel, wrench, side handle.



# 125MM ANGLE GRINDERS

## 125mm Angle Grinder

GA5095X01

Wheel Diameter	125mm
Bore Size	22.23mm
Max Wheel Thickness	7.2mm
No load speed	11,500rpm
Input wattage	110V: 1,720W 240V: 1,900W
Net Weight	2.7 - 3.8kg

**PADDLE SWITCH**



### Model Versions

**GA5095X01**

STANDARD EQUIPMENT: Wheel, wrench, side handle.



## 125mm Angle Grinder

GA5091X01

Wheel Diameter	125mm
Bore Size	22.23mm
Max Wheel Thickness	7.2mm
No load speed	2,800 - 11,500rpm
Input wattage	110V: 1,720W 240V: 1,900W
Net Weight	2.8 - 4.0kg



### Model Versions

**GA5091X01**

STANDARD EQUIPMENT: Wheel, wrench, side handle.



## 125mm Angle Grinder

GA5080RX05

Wheel Diameter	125mm
Input Wattage	1,400W
Bore Diameter	22.23mm
Max Wheel Thickness	6mm
No Load Speed	12,000rpm
Net Weight	2.5 - 3.6kg

**ANTI RESTART**



### Model Versions

**GA5080RX05**

STANDARD EQUIPMENT: Side handle, dust cover attachment A, B & C, grinding wheel.



125MM ANGLE GRINDERS

125mm Angle Grinder

GA5040R01

Wheel diameter	125mm
Bore diameter	22.23mm
Max thickness	6mm
No load speed	11,000rpm
Input wattage	1,100w
Net weight	2.5-3.6kg

ANTI RESTART

AVT HANDLE



110V

240V

Model Versions

GA5040R01

STANDARD EQUIPMENT: Wheel, wrench, side handle, cutting wheel cover set.



125mm Angle Grinder

GA5040C

Wheel diameter	125mm
Bore diameter	22.23mm
Max thickness	6mm
No load speed	2,800 - 11,000rpm
Input wattage	1,400w
Net weight	2.5-3.6kg

ANTI RESTART



110V

240V

Model Versions

GA5040C

STANDARD EQUIPMENT: Wheel, wrench, side handle, cutting wheel cover set.



125mm Angle Grinder

GA5041CT01

Wheel diameter	125mm
Bore diameter	22.23mm
Max thickness	6mm
No load speed	2,800 - 11,000rpm
Input wattage	1,400w
Net weight	2.7-3.8kg

AVT SIDE GRIP

EZYCHANGE FLANGE

MECHANICAL BRAKE

ANTI RESTART



110V

240V

Model Versions

GA5041CT01

STANDARD EQUIPMENT: Wheel, wrench, side handle, cutting wheel cover set.



125MM ANGLE GRINDERS

125mm Angle Grinder

9558NBR

Wheel size	125mm
Bore size	22.23mm
Spindle size	M14 x 2mm
No load speed	11,000rpm
Input wattage	840w
Net weight	1.7-3.2kg

ANTI RESTART



110V

240V

Model Versions

9558NBR

STANDARD EQUIPMENT: Wheel, wrench, side handle.



125mm Angle Grinder

GA5034

Wheel size	125mm
Bore size	22.23mm
Spindle size	M14 x 2mm
No load speed	11,000rpm
Input wattage	720w
Net weight	2.0-3.15kg

PADDLE SWITCH


110V

240V

Model Versions

GA5034

STANDARD EQUIPMENT: Wheel, wrench, side handle.



125mm Angle Grinder

9565PZ

Input wattage	1,100W
No load speed	12,000 rpm
Wheel diameter	125mm
Bore diameter	22.23mm
SJS system	Yes
Net weight	2.4-2.7kg


PADDLE SWITCH

240V

Model Versions

9565PZ/2

STANDARD EQUIPMENT: Wrench, side handle.



125mm Angle Grinder

9565PCV

Wheel size	125mm
Bore size	22.23mm
Spindle size	M14 x 2mm
No load speed	2,800-12,000rpm
Input wattage	1,400w
Net weight	2.4-3.5kg

PADDLE SWITCH

CURRENT LIMITER



110V

240V

Model Versions

9565PCV Paddle Switch

STANDARD EQUIPMENT: Wheel, wrench, side handle, cutting wheel cover set.



125mm Angle Grinder

GA5050  
GA5050R

Wheel Diameter	125mm
Bore Diameter	22.23mm
Max Wheel Thicknes	7.2mm
No Load Speed	11,000rpm
Input Wattage	110V: 1,200W 240V: 1,300W
Net Weight	2.5-2.8kg

GA5050: PADDLE SWITCH

GA5050R: PADDLE SWITCH

ANTI-RESTART


110V

240V

Model Versions

GA5050  
GA5050R Soft Start + Anti-restart

STANDARD EQUIPMENT: Side handle, wrench.



125mm Angle Grinder



GA5021

Wheel size	125mm	<b>GA5021C FEATURES:</b> <b>ELECTRONIC CURRENT LIMITER,</b> <b>ANTI RESTART AND CONSTANT</b> <b>SPEED CONTROL</b>
Bore size	22.23mm	
No load speed	GA5021: 12,000rpm GA5021C: 10,000rpm	
Input wattage	GA5021: 1,050w GA5021C: 1,450w	
Net weight	GA5021: 2.7-3.9kg GA5021C: 2.9-4.1kg	

Model Versions

GA5021  
GA5021C Anti-Vibration Side Handle

STANDARD EQUIPMENT: Side handle, lock nut wrench, abrasive wheel.



172

173

## 180MM ANGLE GRINDERS

### 180mm Angle Grinder

GA7020

Wheel size	180mm
Bore size	22.23mm
Spindle size	M14 x 2mm
Wire cup brush	110mm
No load speed	8,500rpm
Input wattage	2,000w
Net weight	5.56-6.06kg



#### Model Versions

GA7020

STANDARD EQUIPMENT: Lock nut wrench, side handle.

### 180mm Angle Grinder

GA7040S01

Wheel size	180mm
Bore size	22.23mm
Spindle size	M14 x 2mm
No load speed	8,500rpm
Input wattage	2,400w
Net weight	6.45-6.95kg

ROTATABLE REAR HANDLE



#### Model Versions

GA7040S01/1 Soft Start

STANDARD EQUIPMENT: Lock nut wrench, anti vibration side handle.

### 180mm Angle Grinder

GA7090N

Wheel size	180mm
Bore size	22.23mm
Max thickness	7.2mm
No load speed	8,500rpm
Input wattage	2,200W
Net weight	5.1 - 7.3kg



#### Model Versions

GA7090N

STANDARD EQUIPMENT: Wheel cover, Side handle, lock nut wrench.

### 180mm Angle Grinder

GA7070X1

Wheel Diameter	180mm
Bore Size	22.23mm
Max Wheel Thickness	7.2mm
No load speed	8,500 rpm
Input wattage	110V = 2,200W 240V = 2,800W
Net Weight	6.1 - 6.6kg



ANTI-RESTART  
PADDLE SWITCH



AFT

#### Model Versions

GA7070X1

STANDARD EQUIPMENT: Lock nut wrench, anti-vibration side handle.

### 180mm Angle Grinder

GA7071X1

Wheel Diameter	180mm
Bore Size	22.23mm
Max Wheel Thickness	7.2mm
No load speed	8,500 rpm
Input wattage	110V = 2,200W 240V = 2,800W
Net Weight	6.2 - 6.7kg



ANTI-RESTART  
PADDLE SWITCH



AFT

#### Model Versions

GA7071X1

STANDARD EQUIPMENT: Lock nut wrench, anti-vibration side handle.

## 230MM ANGLE GRINDERS

### 230mm Angle Grinder

GA9090N

Wheel size	230mm
Bore size	22.23mm
Max thickness	6.5mm
No load speed	6,600rpm
Input wattage	2,200W
Net weight	5.3 - 7.4kg



#### Model Versions

GA9090N

STANDARD EQUIPMENT: Wheel cover, Side handle, lock nut wrench.

### 230mm Angle Grinder

GA9070X1

Wheel Diameter	230mm
Bore Size	22.23mm
Max Wheel Thickness	6.5mm
No load speed	6,600 rpm
Input wattage	110V = 2,200W 240V = 2,800W
Net Weight	6.3 - 8.5kg



ANTI-RESTART  
PADDLE SWITCH



AFT

#### Model Versions

GA9070X1

STANDARD EQUIPMENT: Lock nut wrench, anti-vibration side handle.


### 230mm Angle Grinder

GA9071X1

Wheel Diameter	230mm
Bore Size	22.23mm
Max Wheel Thickness	6.5mm
No load speed	6,600 rpm
Input wattage	110V = 2,200W 240V = 2,800W
Net Weight	6.4 - 8.5kg



ANTI-RESTART  
PADDLE SWITCH



AFT

#### Model Versions

GA9071X1

STANDARD EQUIPMENT: Lock nut wrench, anti-vibration side handle.

### 230mm Angle Grinder

GA9020

Wheel size	230mm
Bore size	22.23mm
Spindle size	M14 x 2mm
Wire cup brush	110mm
No load speed	6,600rpm
Input wattage	2,000w
Net weight	GA9020: 5.76-8.05kg GA9020S: 5.85-8.14kg



#### Model Versions

GA9020

GA9020S Soft Start

GA9020KD Case + Diamond Blade

STANDARD EQUIPMENT: Lock nut wrench, side handle.

### 230mm Angle Grinder

GA9040S

Wheel size	230mm
Bore size	22.23mm
Spindle size	M14 x 2mm
No load speed	6,600rpm
Input wattage	2,400w
Net weight	6.65-8.94kg



ROTATABLE REAR HANDLE



#### Model Versions

GA9040S Soft start

STANDARD EQUIPMENT: Lock nut wrench, anti vibration side handle.

### 230mm Angle Grinder

GA9050

Wheel size	230mm
Bore size	22.23mm
Spindle size	M14 x 2mm
No load speed	6,600rpm
Input wattage	2,000w
Net weight	4.64-6.94kg



#### Model Versions

GA9050

STANDARD EQUIPMENT: Lock nut wrench, side handle.



## DIE GRINDERS / STRAIGHT GRINDERS

Die Grinder	GD0602
Collet capacity	8mm
No load speed	25000rpm
Input wattage	400w
Net weight	1.41-1.57kg



### Model Versions

#### GD0602

STANDARD EQUIPMENT: Collet cone, wrench.

8mm Die Grinder	GD0801C GD0811C
Collet size 3mm, 6mm, 8mm, 1/4", 1/8"	<b>PADDLE SWITCH</b>
Max collet size	8mm
Input wattage	750W
No load speed	GD0801C: 7,000 – 29,000rpm GD0811C: 1,800 – 7,000rpm
Max dia. of wheel point	GD0801C: 25mm GD0811C: 50mm
Net weight	GD0801C: 1.96-1.97kg GD0811C: 1.99-2.0kg



### Model Versions

#### GD0801C High Speed

#### GD0811C Low Speed

STANDARD EQUIPMENT: Wrenches 13mm and 19mm, 6mm collet cone, side handle.

125mm Straight Grinder	GS5000
Input wattage	750W
No load speed	5,600 rpm
Wheel diameter	125mm
Max thickness	20mm
Bore diameter	20mm
Net weight	5.0-5.2kg



### Model Versions

#### GS5000

STANDARD EQUIPMENT: Pin spanner, wrench.

Die Grinder	GD0600
Collet capacity	6mm
No load speed	25,000rpm
Input wattage	400w
Dimensions (l x w x h)	285 x 74 x 74mm
Net weight	1.71-1.87kg



### Model Versions

#### GD0600 Paddle Switch

STANDARD EQUIPMENT: 2 x 13mm hex wrench, 6mm collet cone.

Die Grinder	GD0800 GD0810
Collet capacity	8mm
No load speed	GD0810C: 1,800 – 7,000rpm GD0800C: 7,000 – 28,000rpm
Input wattage	750w
Net weight	GD0800C: 1.88kg GD0810C: 1.90kg



### Model Versions

#### GD0800C High Speed

#### GD0810C/1 Low Speed - 110V Only

STANDARD EQUIPMENT: Wrenches 13mm and 19mm, 6mm collet cone.

150mm Straight Grinder	GS6000
Input wattage	750W
No load speed	5,600 rpm
Wheel diameter	150mm
Max thickness	20mm
Bore diameter	20mm
Net weight	5.2-5.4kg



### Model Versions

#### GS6000

STANDARD EQUIPMENT: Pin spanner, wrench.

## SHEARS / NIBBLERS / METAL CUTTER

Straight Shear	JS1601
Max cut in steel 400N/mm <sup>2</sup>	1.6mm
Max cut in steel 600N/mm <sup>2</sup>	1.2mm
Max cut in steel 800N/mm <sup>2</sup>	0.8mm
Max cut in Ali 200N/mm <sup>2</sup>	2.5mm
Strokes per min	4,500spm
Input wattage	380w
Net weight	1.4kg



### Model Versions

#### JS1601

STANDARD EQUIPMENT: hex wrench, accessory set.

Metal Shear	JS1602
Max cutting capacities	
Mild steel	1.6mm
Stainless steel	1.2mm
Aluminium	2.5mm
Minimum cutting radius	30mm
No load speed	4,000 spm
Input wattage	380w
Net weight	1.6kg



### Model Versions

#### JS1602

STANDARD EQUIPMENT: Hex wrench.

Metal Nibbler	JN1601
Max. cut in mild steel	1.6mm
Max. cut in stainless steel	1.2mm
Min. cutting	Outside Edge 50mm
Radius	Inside Edge 45mm
Strokes per minute	2,200spm
Input wattage	550w
Net weight	1.6kg



### Model Versions

#### JN1601

STANDARD EQUIPMENT: 3mm hex wrench, punch and die set, wrench holder.

Metal Shear	JS3201
Input wattage	710W
No load speed	1,600 rpm
Max cutting capacities	
Mild steel (up to 400N/mm <sup>2</sup> )	3.2mm
Stainless steel (up to 600N/mm <sup>2</sup> )	2.5mm
Stainless steel (up to 800N/mm <sup>2</sup> )	1.5mm
Aluminium (up to 200N/mm <sup>2</sup> )	4.0mm
Minimum cutting radius	50mm
Net weight	3.4kg



### Model Versions

#### JS3201J

STANDARD EQUIPMENT: hex wrench, thickness gauge, shear blade set, carry case.

Metal Nibbler	JN3201
Input wattage	710W
No load speed	1,300 rpm
Max cutting capacities	
Mild steel (up to 400N/mm <sup>2</sup> )	3.2mm
Stainless steel (up to 600N/mm <sup>2</sup> )	2.5mm
Stainless steel (up to 800N/mm <sup>2</sup> )	1.0mm
Aluminium (up to 200N/mm <sup>2</sup> )	3.5mm
Net weight	3.4kg



### Model Versions

#### JN3201J

STANDARD EQUIPMENT: Punch, die, wrench, hex wrench, carry case.

Metal cutter	4131
Wheel diameter	185mm
Max. cut	63mm
No load speed	3,500rpm
Input wattage	1,100w
Net weight	4.8kg



### Model Versions

#### 4131

STANDARD EQUIPMENT: Blade, wrench, goggles.

METAL CUTTING


Aluminium Groove Cutter


CA5000XJ

Input Wattage	1,300W
No Load Speed	2,600 – 6,400rpm
Bore Size	20mm
Net Weight	4.7kg

Cutter Blade Diam (supplied)	118mm
Cutting Capacity with Guide Rail	11mm
Cutting Capacity w/o Guide Rail	19mm

TCT Blade Diam (Optional)	165mm
Cutting Capacity with Guide Rail	36mm
Cutting Capacity w/o Guide Rail	41mm





Model Versions


CA5000XJ


STANDARD EQUIPMENT: Cutter blade, hex wrench, plate complete, carry case.

TCT Cut-off Saw

LC1230N

Wheel diameter	305mm
Hole diameter	25.4mm
Max. cut	@ 90° ø115mm
	@ 45° ø90mm
No load speed	1,300rpm
Input wattage	1,650w
Net weight	19.3kg





Model Versions

LC1230N

STANDARD EQUIPMENT: TCT blade, socket wrench.


Recommended Wheel: B-33750


MOVING PIVOT POINT REDUCES  
LOAD ON THE BLADE.

Abrasive Cut-Off Saw

LW1401S

Wheel Diameter	355 mm
Bore size	25.4 mm
Max Cut.	127mm
Input Wattage	110V: 1650W
Input Wattage	240V: 2000W
Max Wheel Thickness	3mm
No Load Speed	3,800rpm
Net weight	18.3 kg





Model Versions

LW1401S


STANDARD EQUIPMENT: Abrasive wheel, socket wrench.


Recommended Wheel: B-10665-5

Abrasive Cut-Off Saw

LW1400

Wheel Diameter	355mm
Bore Size	25.4mm
Max Cut.	127mm
Input Wattage	110V: 1,650W
Input Wattage	240V: 2,200W
Max Wheel Thickness	3.0mm
No Load Speed	3,800rpm
Weight	18.7kg





Model Versions

LW1400

STANDARD EQUIPMENT: Abrasive Wheel.

Recommended Wheel: B-10665-5

TOOL-LESS BLADE CHANGE  
GUIDE ADJUSTMENT

MIXERS

Paddle Mixer

UT2204

Max diameter	220mm
Shaft diameter	12mm
Tool holder shank	M14
No load speed	550rpm
Input wattage	850w
Net weight	2.7kg





Model Versions


UT2204


STANDARD EQUIPMENT: Side handle, wrenches.

Paddle Mixer

UT1200

Power input	960W
Rated speed	0-360rpm
Tool holder shank	M14 (f)
Mixing capacity	30kg
Max paddle dia	120mm
Net weight	3.2Kg






Model Versions


UT1200/2

Paddle Mixer

UT1400

Power input	1300W
Rated speed	0-580rpm
Tool holder shank	M14 (f)
Mixing capacity	50kg
Max paddle dia	140mm
Net weight	5.2Kg






Model Versions


UT1400

Paddle Mixer

UT1401

Power input	1300W
Rated speed (L)	0-250rpm
Rated speed (H)	0-450rpm
Tool holder shank	M14 (f)
Mixing capacity	50kg
Max paddle dia	140mm
Net weight	5.5Kg





Model Versions


UT1401/2

Paddle Mixer

UT1600

Power input	1800W
Rated speed (L)	0-250rpm
Rated speed (H)	0-580rpm
Tool holder shank	M14 (f)
Mixing capacity	80kg
Max paddle dia	180mm
Net weight	7.1Kg





Model Versions

UT1600

HEAT GUNS / SCREWDRIVERS

Heat Gun

HG6531CK

Input Wattage 110V	1,400W
Input Wattage 240V	2,000W
Temperature	50 - 650°C
Cooling mode/Temp	50°C
Air Flow	200-550 l/min
Net Weight	0.71kg

14x PRE-SET FUNCTION SETTINGS  
FOR DIFFERENT APPLICATIONS

110V

240V

Model Versions

HG6531CK



Heat Gun

HG5030K

Input Wattage 110V	1,300W
Input Wattage 240V	1,600W
Heat Settings	2 Settings
Temperature 110V	400-550°C
Temperature 240V	350-500°C
Air Flow 110V	200-400 l/min
Air Flow 240V	300-500 l/min
Net Weight	0.56kg

Model Versions

HG5030K



Auto-feed Screwdriver

6843

Max. dry wall screw	4mm x 55mm
Screw range	25mm - 55mm
No load speed	6,000rpm
Input wattage	470w
Net weight	2.0-2.7kg

Model Versions

6843/2



SCREWDRIVERS / IMPACT DRIVER

Drywall Screwdriver

FS2300

No load speed	0-2,500rpm
Driving shank	¼" Hex
Capacity drywall screw	5mm
Capacity self drilling screw	6mm
Torque	15/25Nm
Input wattage	570w
Net weight	1.6kg

SILENT CLUTCH

110V

Model Versions

FS2300



Drywall Screwdriver

FS4300

No Load Speed	0-4,000rpm
Driving shank	¼" Hex
Capacity drywall screw	5mm
Capacity self drilling screw	6mm
Torque	10/16Nm
Input wattage	570w
Net weight	1.4kg

SILENT CLUTCH

110V

Model Versions

FS4300



Drywall Screwdriver

FS6300

No load speed	0-6,000rpm
Driving shank	¼" Hex
Capacity drywall screw	4mm
Torque	6/11Nm
Input wattage	570w
Net weight	1.4kg

SILENT CLUTCH

110V

Model Versions

FS6300



Tek Screwdriver

FS2500

No load speed	0-2,500rpm
Driving shank	¼" Hex
Capacity drywall screw	5mm
Capacity self drilling screw	6mm
Torque	17/29Nm
Input wattage	570w
Net weight	1.5kg

TEK APPLICATIONS

110V

Model Versions

FS2500



Torque Adjustable Screwdriver

FS2700

No load speed	0-2,500rpm
Driving shank	¼" Hex
Capacity drywall screw	6mm
Capacity self drilling screw	Hex 6mm
Torque	18-32Nm
Input wattage	570w
Net weight	1.8kg

TORQUE ADJUSTABLE

110V

Model Versions

FS2700



T-type Impact Driver

TD0101F

Driving shank	¼" Hex
Machine screw	M4-M8
Standard bolt	M5-M14
High tensile bolt	M5-M10
Max torque	90Nm
No load speed	0-3500 rpm
Impacts per min	0-3000 bpm
Input wattage	230w
Net weight	0.99kg

Model Versions

TD0101F





# IMPACT WRENCHES

## ½" Impact Wrench TW0200

Bolt range	M10-M16
Max. socket size	32mm A/F
Drive	1/2" Square
Max. torque	200Nm
Impacts per minute	0-2,200ipm
No load speed	0-2,200rpm
Input wattage	380w
Net weight	2.1kg




### Model Versions

**TW0200**

STANDARD EQUIPMENT: 3 x socket, carry case.

## ½" Impact Wrench TW0350

Bolt range	M12-M22
Max. socket size	32mm A/F
Drive	½" Square
Max. torque	350Nm
Impacts per minute	2,000ipm
No load speed	2,000rpm
Input wattage	400w
Net weight	3.0kg



### Model Versions

**TW0350**

STANDARD EQUIPMENT: 1 x 24mm socket, carry case.

## 1" Impact Wrench TW1000

Bolt range	M24-M30
High tensile	M22-M24
Max. socket size	41mm A/F
Drive	1" Square
Max. torque	1,000Nm
Impacts per minute	1,500ipm
No load speed	1,400rpm
Input wattage	1,200w
Net weight	8.8kg



### Model Versions

**TW1000**

STANDARD EQUIPMENT: Side handle, carry case.

## ½" Impact Wrench TW0250

Drive	½" square
Standard bolt	M10-M20
High tensile bolt	M10-M14
Max torque	250Nm
Impacts per minute	0-2300ipm
No load speed	0-2300rpm
Input wattage	500w
Net weight	2.1kg



### Model Versions

**TW0250**

STANDARD EQUIPMENT: 1 x 24mm socket, carry case.

## ¾" Impact Wrench 6906

Bolt range	M16-M22
Max. socket Size	36mm A/F
Drive	¾" Square
Max. torque	588Nm
Impacts per minute	1,600ipm
No load speed	1,500rpm
Input wattage	650w
Net weight	5.6kg



### Model Versions

**6906**

STANDARD EQUIPMENT: 4mm hex wrench, side handle, carry case.

# JIGSAWS

## Jigsaw - Orbital Action 4329

Max. in steel	6mm
Max. in wood	65mm
Length of stroke	18mm
Strokes per minute	500-3,100spm
Input wattage	450W
Net weight	1.9kg



### Model Versions

**4329**

STANDARD EQUIPMENT: Blade, hex wrench.

## Jigsaw - Orbital Action 4350

Max. cut in wood	135mm
Max. cut in steel	10mm
Length of stroke	26mm
Strokes per minute	800-2,800spm
Input wattage	720W
Net weight	2.7kg



### Model Versions

**4350CT**

**4350FCT Light**

STANDARD EQUIPMENT: Assorted blade, hex wrench, anti splintering device, cover plate, dust nozzle, carry case.

## Jigsaw - Orbital Action JV0600

Max in steel	10mm
Max in wood	90mm
Max in aluminium	20mm
Length of stroke	23mm
Strokes per minute	500-3,100spm
Input wattage	650w
Net weight	2.4kg



### Model Versions

**JV0600K**

STANDARD EQUIPMENT: Blade, hex wrench, carry case.

## Jigsaw - Orbital Action 4351

Max. cut in wood	135mm
Max. cut in steel	10mm
Length of stroke	26mm
Strokes per minute	800-2,800spm
Input wattage	720W
Net weight	2.6kg



### Model Versions

**4351FCT Light**

STANDARD EQUIPMENT: Assorted blade, hex wrench, anti splintering device, cover plate, dust nozzle, carry case.

# ACCESSORIES: JIGSAW BLADES



**B-44410 10pc Set:**  
2x B-10S, 2x B-16, 2x B-13,  
2x B-23, 2x B-22



**B-44426 10pc Set:**  
4x B-50, 2x B-51, 2x B-52,  
2x B-53



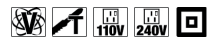
**B-48527 5pc Set:**  
2x B-50, 1x B-51, 1x B-52,  
1x B-53

To see the full range of jigsaw blades visit [www.makita.co.uk](http://www.makita.co.uk)

RECIPROCATING SAWS

Reciprocating SawJR3051TK

Max. Cut in Wood	255mm
Max. Cut in Pipe	Ø 130mm
Strokes per Minute	0 – 3,000spm
Length of Stroke	30mm
Net Weight	3.2 – 3.3kg



Model VersionsJR3051TK

STANDARD EQUIPMENT: Blades, carry case.

Reciprocating SawJR3061T

Input Wattage	1,250W
Max. Cut in Wood	255mm
Max. Cut in Pipe	130mmØ
Strokes per Minute	0-3,000spm
Length of Stroke	32mm
Net Weight	3.8kg



Model VersionsJR3061T

STANDARD EQUIPMENT: Blades, carry case.

AVT Reciprocating SawJR3070

Max. cut in pipe	130mm	<b>ULTRA-LOW VIBRATION</b> <b>9.5 m/sec<sup>2</sup></b> <b>EN60745</b>
Max. cut in wood	255mm	
Length of stroke	32mm	
Strokes per minute	0-2,800spm	
Input wattage	1,510w	
Net weight	4.6kg	



ORBITAL ACTION



Model VersionsJR3070CT

STANDARD EQUIPMENT: Blades, carry case.

AVT

BISCUIT JOINTER / CIRCULAR SAWS

Biscuit JointerPJ7000

Blade diameter	100mm
Blade thickness	4mm
Hole diameter	22mm
No load speed	11,000rpm
Input wattage	700W
Net weight	2.8kg



Model VersionsPJ7000

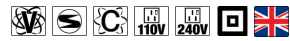
STANDARD EQUIPMENT: Cutter blade 100-4 x1, angle guide, lock nut wrench, set plate, dust bag, carry case.

165mm Plunge SawSP6000J

Blade diameter	165mm
Bore diameter	20mm
Max. cut @ 90°	55mm
45°	39mm
Input wattage	1,300w
No load speed	2,000-5,800rpm
Net weight	4.1kg



Recommended Blade: B-33015



Model VersionsSP6000J

STANDARD EQUIPMENT: Carbide-tipped saw blade, hex wrench, carry case.

190mm Circular SawHS7611J

Input Wattage	1,600W
Blade Diameter	190mm
Bore Diameter	30mm
No Load Speed	5,500rpm
Max Cutting Capacity 0°	65mm
Max Cutting Capacity 45°	45mm
Net Weigh	3.9kg



Recommended Blade B-31974



Model VersionsHS7611J

STANDARD EQUIPMENT: TCT Saw blade, rip fence (guide rule), hex wrench, dust nozzle, carry case

165mm Circular SawHS6601

Blade Diameter	165mm
Bore Size	20mm
No Load Speed	5,200rpm
Max Cutting Capacity 0°	54.5mm
Max Cutting Capacity 45°	37.5mm
Input Wattage	1,050W
Net Weight	3.4kg



Recommended Blade: B-32100



Model VersionsHS6601

STANDARD EQUIPMENT: Dust nozzle, guide rule, TCT saw blade, hex wrench.

190mm Circular SawHS7100

Blade diameter	190mm
Bore diameter	30mm
Max cut @ 90°	67mm
Max cut @ 45°	48.5mm
Max cut @ 50°	43.5mm
Input wattage	1,400W
No load Speed	5,500 rpm
Net weight	3.7kg



Recommended Blade: B-32144



Model VersionsHS7100

STANDARD EQUIPMENT: Rip fence, Hex wrench, TCT saw blade, dust nozzle.

CIRCULAR SAWS




190mm Circular Saw

HS7601J

Blade diameter	190mm
Bore Diameter	30mm
Max Cut @ 0°	66mm
Max Cut @ 45°	46mm
Input Wattage	1,200w
No Load Speed	5,200rpm
Net weight	3.8kg



Recommended Blade: B-31974



Model Versions

HS7601J

STANDARD EQUIPMENT: TCT saw blade, hex wrench, rip fence (guide rule), dust nozzle, carry case.

235mm Circular Saw

5903

Blade diameter	235mm
Bore diameter	30mm
Max. cut @ 90°	85mm
Max. cut @ 45°	64mm
Input wattage	1,550w
No load speed	4,500rpm
Net weight	7.2kg



Recommended Blade: B-33269



Model Versions

5903R/1 110V Only

5903RK + Case

STANDARD EQUIPMENT: Carbide-tipped saw blade, rip fence (guide rule), hex wrench. 5903RK only: carry case.


355mm Circular Saw

5143

Blade diameter	355mm
Bore diameter	30mm
Max. cut @ 90°	130mm
Max. cut @ 45°	90mm
Input wattage	2,200w
No load speed	2,700rpm
Net weight	12.5kg



Recommended Blade: B-32384



Model Versions


5143R Safety Clutch

STANDARD EQUIPMENT: Carbide-tipped saw blade, rip fence (guide rule), hex wrench.





210mm Circular Saw

5008MG

Blade diameter	210mm
Bore diameter	30mm
Max Cut @ 0°	75.5mm (3")
Max cut @ 45°	57mm (2¼")
Max cut @ 50°	51.5mm (2")
Input wattage	1,800W 240v
	1,570W 110v
No load speed	5,200rpm
Net weight	4.8kg



Recommended Blade: B-32253



Model Versions

5008MGJ/2 240V

5008MAJ/1 Electric Brake - 110V

STANDARD EQUIPMENT: Rip fence, Hex wrench, TCT saw blade, carry case.




270mm Circular Saw

HS0600

Blade Diameter	270mm
Bore Diameter	30mm
Max Cut @ 0°	101mm
Max Cut @ 45°	71mm
Max Cut @ 50°	63mm
No Load Speed	4,300 rpm
Net Weight	6.9kg



Recommended Blade: B-12859



Model Versions

HS0600


STANDARD EQUIPMENT: TCT Saw blade, Dust Nozzle, Rip fence (guide rule), hex wrench.

TABLE SAWS

Flip Over Saw

LF1000

Blade diameter	260mm
Bore size	30mm
Depth of cut @ 90°	70mm
Depth of cut @ 45°	48mm
No load speed	2700rpm
Input	1650w
Net weight	36kg




Recommended Blade: B-32708


Capacity as a table saw

90°	70mm
45°	48mm

Capacity as a mitre saw

Mitre angle	Bevel angle	45°(left)
90°	20 x 210mm or 68 x 155mm	50 x 150mm
45° Left/right	68 x 95mm	





Model Versions


LF1000

STANDARD EQUIPMENT: TCT blade, rip fence, bevel guide, push stick, blade guard, dust cover, dust bag, wrench.


Table Saw

2704N

TCT blade diameter	260mm
Bore diameter	30mm
Main table	W:625mm L:567mm
With sub table	W:1050mm L: 060mm
No load speed	4,800rpm
Input	1650w
Net weight	35.6-37.3kg



Recommended Blade: B-17728



Model Versions

2704N

2704NX1 + Stand 194093-8

STANDARD EQUIPMENT: TCT blade, rip fence, push stick, bevel guide rule, 22mm wrench, 19mm offset wrench.

Cutting angle	Depth
90°	93mm
45°	64mm
Angle settings	-0.5° to 45.5°



# TABLE SAWS / MITRE SAWS

# MITRE SAWS

## Table Saw MLT100N

Blade diameter	260mm	Cutting angle	Depth
Bore diameter	30mm	90°	93mm
Main table	W:610mm L:590mm	45°	64mm
With sub table	W:760mm L:790mm	Angle settings	0-45°
No load speed	4500rpm		
Input wattage	1500w		
Net weight	34.1kg		

Recommended Blade: B-17728



### Model Versions

#### MLT100N

MLT100NX1 + Stand JM27000300

STANDARD EQUIPMENT: TCT blade, rip fence, push stick, mitre gauge, wrenches, triangular rule.

## 315mm Site Saw 2712

Blade diameter	315mm	Cutting angle	Depth
Bore diameter	30mm	90°	85mm
Main table	W:550mm L:800mm	45°	58mm
Rear extension	W:400mm L:800mm	Angle settings	0-45°
Input wattage	240v: 2,000W 110v: 1,650W		
No load speed @ 50 Hz	2,950rpm		
Bevel cutting capacity	0 to 45°		
Cutting capacity @ 90°	85mm		
Cutting capacity at 45°	58mm		
Max cutting width	250mm		
Net weight	54kg		

Recommended Blade: JM27170001



### Model Versions

#### 2712

STANDARD EQUIPMENT: TCT blade, rip fence, push stick, push block, wrench, extension table.

## 305mm Table / Mitre Saw LH1201FL

Blade diameter	305mm	Bevel Angle	
Bore diameter	30mm	Mitre Angle	0°
No load speed	3,800rpm	0°	95x155mm 64x155mm
Table saw capacity	52mm	45° (left)	62x200mm 40x125mm
Input wattage	1,650w	45° (left)	95x110mm 64x65mm
Net weight	20.9kg	45° (left)	62x135mm 40x125mm
		45° (right)	95x110mm 40x135mm
		45° (right)	62x135mm

Recommended Blade: B-32786



### Model Versions

#### LH1201FL

STANDARD EQUIPMENT: TCT Saw blade, vertical vice, dust bag, rip fence, ring, triangular rule, push stick, blade cover, socket wrench, holder set.

## 260mm Table / Mitre Saw LH1040

Blade diameter	260mm	Bevel Angle	
Bore diameter	30/25mm	Mitre Angle	45° (left) 90°
Max mitre range	45°-52°	90°	35x130mm 69x130mm
Max bevel range	45°-0°	45° (left)	35x65mm 69x85mm
Max table cut	40mm	52° (right)	35x91mm 69x85mm
No load speed	4,800rpm		
Input wattage	1,650w		
Net weight	14.3kg		

Recommended Blade: B-32801



### Model Versions

#### LH1040

STANDARD EQUIPMENT: TCT blade, holder, triangular rule, push stick, socket wrench, dust bag.

## 255mm Mitre Saw MLS100N

Blade diameter	255mm	Bevel Angle	
Bore diameter	30mm	Mitre Angle	90° 45° (left)
Max mitre range	45° left and right	90°	75x130mm 75x120mm
No load speed	4,200rpm	45°	75x120mm 45x90mm
Input wattage	1,500w		
Net weight	14.7kg		

Recommended Blade: B-32699



### Model Versions

#### MLS100N

STANDARD EQUIPMENT: Blade, dust bag, holders, vertical vice, triangular rule, spanner.

## 260mm Mitre Saw LS1040N

Blade diameter	260mm	Bevel Angle	
Bore diameter	30/25mm	Mitre Angle	45° (left) 90°
Max mitre range	45°-52°	90°	48x95mm 90.5x95mm
Input wattage	1,650w	45°	35x130mm 69x130mm
No load speed	4,600rpm	45° (left or right)	48x67mm 90.5x67mm
Net weight	12.4kg		35x92mm 69x92mm

Recommended Blade: B-32720



### Model Versions

#### LS1040N

STANDARD EQUIPMENT: Vertical vice, dust bag, holders, triangular rule.

SLIDE COMPOUND MITRE SAWS

260mm Slide Compound Mitre Saw

LS1019

Input Wattage	1,510W
Blade Diameter	260mm
Bore Diameter	30mm
No Load Speed	3,200rpm
Max Mitre Range	60° to 60° (L-R)
Max Bevel Range	48° to 48° (L-R)
Net Weight	LS1019: 26.1kg
	LS1019L: 26.3kg

4 1/2" Max  
Depth of Cut

CAN BE PLACED AGAINST A WALL



Recommended Blade  
B-64630



Mitre Angle	Bevel Angle		
	45° (left)	0°	45° (right)
0°	42x310mm	68x310mm	29x305mm
	58x279mm	91x279mm	43x279mm
45° (left and right)	42x218mm	68x218mm	29x215mm
	58x197mm	91x197mm	43x197mm
60° (right)		68x155mm	
		91x139mm	



DXT

Model Versions

LS1019

LS1019L Laser

STANDARD EQUIPMENT: TCT Saw blade, dust bag, triangular rule, vertical vice, hex wrench.

305mm Slide Compound Mitre Saw

LS1219

Input Wattage	110V: 1,450W
	240V: 1,800W
Blade Diameter	305mm
Bore Diameter	30mm
No Load Speed	3,200rpm
Max Mitre Range	60° to 60° (L-R)
Max Bevel Range	48° to 48° (L-R)
Net Weight	LS1219: 29.3kg
	LS1219L: 29.5kg

6 1/2" Max  
Depth of Cut

CAN BE PLACED AGAINST A WALL



Recommended Blade  
B-67309



Mitre Angle	Bevel Angle		
	45° (left)	0°	45° (right)
0°	61x382mm	92x382mm	44x382mm
	71x363mm	107x363mm	54x363mm
45° (left and right)	61x268mm	92x268mm	44x268mm
	71x255mm	107x255mm	54x255mm
60° (right)		92x185mm	
		107x178mm	



DXT

Model Versions

LS1219

LS1219L Laser

STANDARD EQUIPMENT: TCT saw blade, dust bag, triangular rule, vertical vice, hex wrench.

216mm Slide Compound Mitre Saw

LS0815FLN

Input wattage	1,400W
No load speed	5,000rpm
Saw blade diameter	216mm
Bore	30mm
Power supply cord	2.5m
Net weight	14.1kg

Mitre Angle	Bevel Angle		
	0°	45° (left)	5° (right)
0°	65x305mm	50x305mm	60x305mm
45° (left/right)	65x215mm	50x215mm	
60° (right)	65x150mm		

Recommended Blade: B-39506



Model Versions

LS0815FLN

STANDARD EQUIPMENT: Vertical vice, dust bag, socket wrench, holder, triangular rule, TCT blade, hex wrench.



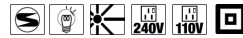
216mm Slide Compound Mitre Saw

LS0816F

Blade diameter	216 mm
Bore diameter	30 mm
Max mitre range	47° L 47° R
Max bevel range	47° L 2° R
No load speed	5,000 rpm
Input wattage	1,200 W
Net Weight	13.9 Kg

Mitre Angle	Bevel Angle		
	0°	45° (left)	2° (right)
0°	65x305mm	36x305mm	60x305mm
45° (left/right)	65x215mm	36x215mm	

Recommended Blade: B-32465



Model Versions

LS0816F

STANDARD EQUIPMENT: Vertical vice, dust bag, socket wrench, holder, triangular rule, TCT blade, hex wrench.



260mm Slide Compound Mitre Saw

LS1110F

Blade diameter	260 mm
Bore diameter	30 mm
Max mitre range	47° L 47° R
Max bevel range	47° L 2° R
No load speed	4,500 rpm
Input wattage	1,450 W
Net Weight	16.4 Kg

Mitre Angle	Bevel Angle		
	0°	45° (left)	2° (right)
0°	91x310mm	50x310mm	85x310mm
45° (left/right)	91x220mm	50x220mm	



Model Versions

LS1110F

STANDARD EQUIPMENT: Vertical vice, dust bag, socket wrench, holder, triangular rule, TCT blade, hex wrench.



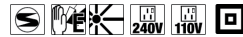
260mm Slide Compound Mitre Saw

LS1018LN

Blade diameter	260mm
Bore diameter	30mm
Max mitre range	60° to 47°
Max bevel range	45° to 45°
No load speed	4,300rpm
Input wattage	1,430w
Net weight	20.6kg

Mitre Angle	Bevel Angle		
	45° (left)	90°	45° (right)
90°	50x310mm	91x310mm	31x310mm
45° (left)	50x200mm	91x220mm	31x220mm
45° (right)	50x220mm	91x220mm	31x220mm
60° (right)		91x153mm	

Recommended Blade: B-32530



Model Versions

LS1018LN

STANDARD EQUIPMENT: Vertical vice, dust bag, socket wrench, holder, triangular rule, 2 x lock-off button, TCT blade, kerf block.

2" Max  
Depth of Cut



190mm Slide Compound Mitre Saw

LS0714N

Blade diameter	190mm	Bevel Angle	
Bore diameter	20mm		
Max mitre range	57° to 47°	Mitre Angle	
Max bevel range	45° to -5°	45° (left)	90°
No load speed	6,000rpm	90°	42x265mm 52x300mm
Input wattage	1,010w	45° left / 5° right	40x212mm 52x212mm
Net weight	LS0714: 13.1kg	57° (right)	52x163mm
	LS0714L: 13.5kg		

WEIGHTS SHOWN DON'T INCLUDE TABLE

Recommended Blade: B-32708  
Stand: P-35396



Model Versions  
LS0714N  
LS0714LN Laser

STANDARD EQUIPMENT: Vertical vice, dust bag, socket wrench, holder, triangular rule, 2 x lock-off button, TCT blade, kerf block.



2" Max Depth of Cut

Band Saw

LB1200F

Cutting speed	High: 13.3m/sec Low: 6.7m/sec
Cutting capacities	Height: 165mm Width: 305mm
Blade size	2240mm / 6, 13 and 16mm
Speed control	2 speeds
Table tilt range	2° to 45°+
Table size	560 x 400mm
Table height	1m
Wattage	900w
Net weight	82kg inc stand



Model Versions  
LB1200F/2

STANDARD EQUIPMENT: Rip fence, push stick, stand, hex wrenches, 4 x blades (13mm wood, 16mm wood, 16mm metal, 6mm scrolling).



Multi-Tool

TM3000C

Input wattage	320W
Oscillations per min	6,000-20,000
Oscillation angle	3.2°
Net weight	1.4-1.5kg

ANTI-RESTART



Model Versions  
TM3000C Tool Only

STANDARD EQUIPMENT: Hex wrench.



STARLOCK

Multi-Tool

TM3010CK

Input Wattage	320W
Oscillations per minute	6,000 – 20,000
Oscillation angle	3.2°
Net weight	1.6-1.7kg

TOOL-LESS BLADE CHANGE



Model Versions  
TM3010CK

STANDARD EQUIPMENT: Carry case.



STARLOCK

30mm Multi-Purpose Sander

9031

Belt size	30 x 533mm
Belt speed	200-1,000m/min
Input wattage	550w
Net weight	2.1kg



Model Versions  
9031 Belt Size 30 x 533mm

STANDARD EQUIPMENT: 10 x Abrasive belts, side handle.

Filing Sander

9032

Belt size	9 x 533mm
Belt speed	300-1,700m/min
Input wattage	500w
Net weight	1.6kg

6MM AND 13MM ACCESSORIES ARE ALSO AVAILABLE



Model Versions  
9032 Belt Size 9 x 533mm

STANDARD EQUIPMENT: Abrasive belt.

100mm Super Duty Belt Sander

9401

Belt size	100x610mm
Belt speed	350m/min
Input wattage	1,040w
Net weight	7.2kg



Model Versions  
9401 Belt Size 100 x 610mm

STANDARD EQUIPMENT: Carbon plate, dust bag, abrasive belt, step (bench stand).

100mm Super Duty Belt Sander

9403

Belt size	100x610mm
Belt speed	500m/min
Input wattage	1,200w
Net weight	5.7kg



Model Versions  
9403 Belt Size 100 x 610mm

STANDARD EQUIPMENT: Abrasive belt, dust nozzle.

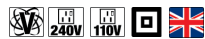


Belt Sander		9903 9404
Belt speed	210-440m/min	
Power rating	1010w	
Net weight		
9903	4.3kg	
9404	4.8kg	



Model Versions	
9903	Belt Size 76 x 533mm
9404	Belt Size 100 x 610mm
STANDARD EQUIPMENT: Abrasive belt, cork/carbon pad, dust bag.	

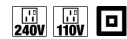
3" Belt Sander		9911
Belt size	76 x 457mm	
Belt speed	75-270m/min	
Input wattage	650w	
Net weight	2.7kg	



Model Versions	
9911	Belt Size 76 x 457mm
STANDARD EQUIPMENT: Dust bag, abrasive belt.	

Palm Sander	BO4555 BO4556
-------------	------------------

Pad size	112 x 102mm
Sheet size	BO4555: 114 x 102mm BO4556: 114 x 140mm
Orbit	1.5mm
Orbits per minute	14,000opm
Input wattage	200w
Net weight	1.1kg



Model Versions	
BO4555	Hook and Loop + Clamp
BO4556	Clamp Only
STANDARD EQUIPMENT: 6 x Abrasive papers, dust bag, punch plate.	

1/3 Sheet Orbital Sander	BO3710 BO3711
--------------------------	------------------

Abrasive paper size	93 x 228mm
Pad size	92 x 185mm
Orbits per minute	BO3710: 11,000opm BO3711: 4,000-11,000opm
Strokes per minute	
	BO3710: 22,000spm BO3711: 8,000-22,000spm
Input wattage	190w
Net weight	BO3710: 1.6kg BO3711: 1.6kg



Model Versions	
BO3710	
BO3711	Variable Speed Control
STANDARD EQUIPMENT: Punch plate, dust bag, abrasive paper.	


1/2 Sheet Finishing Sander		BO4900
Pad size	115 x 229mm	
Orbits per minute	10,000opm	
Abrasive sheet	115 x 280mm	
Input wattage	330w	
Amount of eccentricity	2.6mm	
Net weight	2.9kg	



Model Versions	
BO4900	
BO4900V	Variable Speed Control
STANDARD EQUIPMENT: Abrasive paper, dust bag.	

1/2 Sheet Orbital Sander	9046
--------------------------	------

Pad size	115 x 229mm
Orbits per minute	6,000opm
Abrasive sheet	115 x 280mm
Input wattage	600w
Amount of eccentricity	5mm
Net weight	3.1kg



Model Versions	
9046	
STANDARD EQUIPMENT: Dust bag, 6 x various abrasive papers with pre-punched holes.	

Random Orbit Sander	BO6030
---------------------	--------

Orbits per minute	4,000-10,000opm
Pad size	150mm
Input wattage	310w
Amount of eccentricity	3mm
Net weight	2.4kg



Model Versions	
BO6030	
STANDARD EQUIPMENT: Hook and loop abrasive disc, rubber pad, wrench, dust bag.	

Random Orbit Sander

BO6050J

Orbits per minute	1,600-6,800opm
Sanding strokes	3,200-13,600spm
Pad size	150mm
Disc size	150mm
Paper fastening	Hook and Loop
Amount of eccentricity	5.5mm
Input wattage	750W
Net Weight	2.6kg



**Model Versions**  
**BO6050J**  
STANDARD EQUIPMENT: Hook and loop abrasive disc, dust nozzle, side handle, Makpac carry case.

Random Orbit Sander

BO5030  
BO5031

Pad size	123mm
Disc size	125mm
Orbits per minute	BO5030: 12,000opm BO5031: 4,000-12,000opm
Sanding strokes	BO5030: 24,000spm BO5031: 8,000-24,000spm
Amount of eccentricity	2.8mm
Input wattage	300w
Net weight	1.3kg



**Model Versions**  
**BO5030**  
**BO5031** Variable Speed Control  
STANDARD EQUIPMENT: Cloth dust bag, hook and loop discs.

Random Orbit Sander

BO5041

Pad size	123mm
Abrasive disc size	125mm
Paper fastening system	Hook and Loop
Orbits per min	4,000-12,000opm
Amount of eccentricity	2.8mm
Strokes per min	8,000-24,000spm
Input wattage	300w
Variable speed by dial	Yes
Net weight	1.4kg



**Model Versions**  
**BO5041**  
STANDARD EQUIPMENT: Front grip, dust bag, abrasive disc.

125mm Angle Sander

SA5040C

Abrasive pad	125mm
No load speed	2,000-7,800rpm
Input wattage	1,400w
Net weight	2.5-3.7kg

ANTI-RESTART



**Model Versions**  
**SA5040C**  
STANDARD EQUIPMENT: Front grip, abrasive disc, lock nut wrench.



180mm Angle Sander

SA7000

Pad size	180mm
Input wattage	1,600w
No load speed	0-4,000rpm
Net weight	3.5-3.6kg



**Model Versions**  
**SA7000C** Constant Speed Control  
STANDARD EQUIPMENT: Rubber pad, side handle, wrench.

180mm Polisher

9237CB

Diameter of pad	180mm
Input wattage	110v: 1,100W 240v: 1,200W
No load speed	0 - 600 / 3,200rpm
Net weight	3.4kg



**Model Versions**  
**9237CB** Constant Speed Control  
STANDARD EQUIPMENT: Wool pad, sleeve, hex wrench.

150mm Random Orbit Polisher

PO6000C

Input Wattage	900W
Pad Diameter	150mm
Orbits per Minute	0-6,800 opm
Strokes per Minute	0-13,600 spm
Orbit Diameter	5.5mm
Net Weight	2.8-3.0kg

RANDOM ORBIT WITH FORCED  
ROTATION AND RANDOM ORBIT MODE

DUST PROTECTION



**Model Versions**  
**PO6000C**  
STANDARD EQUIPMENT: Pad, hex wrench, side handle.



PLANERS

82mm Heavy Duty Planer

KP0810

Planing width	82mm
Planing depth (per pass)	4.0mm
Max. rebate depth	23mm
No load speed	KP0810K: 16,000rpm KP0810CK: 12,000rpm
Input wattage	
KP0810K	850w
KP0810CK	1050w
Net weight	KP0810 : 3.3kg KP0810C: 3.4kg

Model Versions

KP0810K + Case

KP0810CK Constant Speed Control

STANDARD EQUIPMENT: 9mm Socket wrench, guide rule, blade gauge, dust bag, carry case.



82mm Heavy Duty Planer

KP0800

Planing width	82mm
Planing Depth	2.0mm
Max. rebate depth	9.0mm
No load speed	17,000rpm
Cuts per minute	34,000cpm
Input wattage	620w
Net weight	2.8kg

Model Versions

KP0800

KP0800K + Case

STANDARD EQUIPMENT: Socket wrench, blade gauge assembly, mini carbide blades, plastic carry case (K only).



110mm Heavy Duty Planer

1911

Planing width	110mm
Planing depth (per pass)	2mm
Cuts per minute	32,000cpm
No load speed	16,000rpm
Input wattage	840w
Net weight	4.1kg

Model Versions

1911B/1

STANDARD EQUIPMENT: Sharpening holder assembly, socket wrench, cutter leveller, 2 x HSS planer blades 110mm, planing fence (guide rule).



PLANERS / THICKNESSER / MORTISER

170mm Heavy Duty Planer

1806

Planing width	170mm
Planing depth (per pass)	2mm
Cuts per minute	30,000cpm
No load speed	16,000rpm
Input wattage	1,200w
Net weight	9.0kg

Model Versions

1806B/1

STANDARD EQUIPMENT: Blade gauge assembly, socket wrench, rebate fence (guide rule).



312mm Planer

KP312

Planing width	312mm
Input wattage	1,570w
Net weight	18.4kg
Planing depth	
0-150mm	3.5mm
150-240mm	2.0mm
240-312mm	1.5mm

Model Versions

KP312/1

STANDARD EQUIPMENT: Triangular rule, nozzle, hex wrench.



Thicknesser

2012

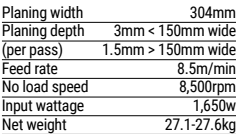
Planing width	304mm
Planing depth	3mm < 150mm wide (per pass) 1.5mm > 150mm wide
Feed rate	8.5m/min
No load speed	8,500rpm
Input wattage	1,650w
Net weight	27.1-27.6kg

Model Versions

2012NB

2012NBX + Stand

STANDARD EQUIPMENT: Hood assembly, accessory set, push stick.



Chain Mortiser

7104

Max mortise width	130mm
Max mortise depth	155mm
No load speed	3,200rpm
Input wattage	110v: 1,050w 240v: 1,140w
Net weight	17.8-18.2kg

Model Versions

7104L

STANDARD EQUIPMENT: 16.5mm Chain, wrench, oil vessel.





1/4" or 3/8" Plunge Router

RP0900

No Load Speed	27,000rpm
Collet Capacity	1/4" or 3/8"
Plunge Capacity	0-35mm
Connection to Vacuum via Optional Accessory	Yes
Input wattage	900w
Net weight	2.7kg



Model Versions

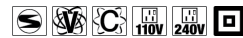
RP0900X

STANDARD EQUIPMENT: Straight guide, wrench 13mm and 22mm, collet cone 1/4", case, 3 piece bit set, carry case.

1/4" Plunge Router

RP1111C

Collet Capacity	1/4"
Max Plunge capacity	0 – 57mm
No load speed	8,000 – 27,500 rpm
Input wattage	1,100 W
Net Weight	3.3kg



Model Versions

RP1111C

STANDARD EQUIPMENT: Nozzle assembly, straight guide.

1/2" Plunge Router

RP1803

Collet capacity	1/2"
Max Plunge capacity	0- 70 mm
No load speed	22,000 rpm
Input wattage	1,650 W
Net Weight	6.2kg



Model Versions

RP1803

RP1803X08 + Makpac Case

STANDARD EQUIPMENT: Guide Holder assembly, Dust nozzle assembly, Straight Guide, Accessory Set, (X08 ONLY) Makpac Carry Case

1/2" Plunge Router

RP2303F

Collet Capacity	1/2"
Max Plunge capacity	0 – 70mm
No load speed	9,000 – 23,000 rpm
Input wattage	2,100W
Net Weight	6.2Kg



Model Versions

RP2303FC

RP2303FCJ + Makpac Case

STANDARD EQUIPMENT: Guide holder, Dust nozzle, Knob 55 complete, Accessory set, Straight guide, (J ONLY) Makpac Carry Case

Router Trimmer

RT0702C

Collet Capacity	6mm 1/4" & 8mm 3/8"
Max Plunge capacity:	
With Trimmer base	0-40mm
With Plunge base	0-35mm
No load speed	10,000 – 34,000 rpm
Input wattage	710 W
Net Weight	1.8 – 2.8Kg

RT0702CX4

Trimmer guide, straight guide, dust nozzle set, accessory set.

RT0702CX2

Trimmer guide, tilt base, plunge base, straight guide, grip 36 complete, dust nozzle set, guide holder set, accessory set, tool bag.



Model Versions

RT0702CX4

RT0702CX2 + Tilt and Plunge Base

RT0702C BASE OPTIONS



Trimmer Base

- Enlarged opening section of base assembly for excellent bit visibility while maintaining durability.
- Round base assembly for smooth and fast cutting with easy handling.



Tilt Base

- Enlarged opening section of base assembly for excellent bit visibility.
- Tilting capacity: -30° to 45°



Plunge Base

- Ergonomically contoured knob style handles.
- 3 stage cut depth adjustment.
- Plunge capacity: 0 - 35mm (0 - 1-3/8)
- 195564-8 Guide holder set is needed when using straight guide with the plunge base.

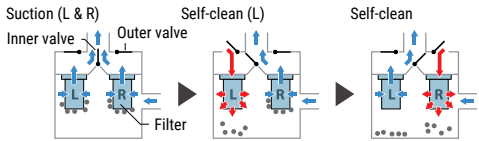
DUST MANAGEMENT

H Class Dust Extractor

VC3211HX1

Input Wattage	1,050W
Power Take Off Wattage	110V: 600W
	240V : 1,900W
Dust Class	H
Max Sealed Suction	22.0kPa
Tank Capacity (Dust)	32L
Tank Capacity (Wet)	27L
Max Air Flow	3.5m³/min
Power Supply Cord	5.0m
Weight	16.9kg

Automatic self-cleaning filtration system




195440-6: Poly bags 10 pack  
195558-3: Filter bags 5 pack

Class H - Removes 99.995% of dust with Limit Value for occupational exposure > 0.005 mg/m³.

Suitable for processes involving mica, china clay, gypsum, wood dust, such as softwood and hardwood and silica dust, such as masonry, concrete.

NOT SUITABLE FOR PROCESSES INVOLVING ASBESTOS



Model Versions

VC3211HX1/1 110V

VC3211HX1/2 240V

STANDARD EQUIPMENT: 3.5m x 28mm hose, 2.5m x 38mm hose, straight pipe, bent pipe, floor nozzle, crevice nozzle, adaptor x2, hose band, cloth dust bag.

M Class Dust Extractor

VC4210M

Tank Volume	42L
Disposal Bag Volume	30L
Wet Capacity	29L
Input Wattage 110V	1000W
Input Wattage 240V	1200W
Power Take Off 110V	1750W
Power Take Off 240V	1800W
Max Air Flow	4.5 m³/min
Max Sealed Suction	25.0 kPa
Net Weight	16kg

VC4210MX/1  
110V WITH POWER TAKE OFF  
VC4210MX1/1  
110V WITHOUT POWER TAKE OFF  
VC4210MX/2  
240V WITH POWER TAKE OFF

W107418355: Poly bags 5 pack  
W107418353: Filter bags 5 pack



Model Versions

VC4210MX/1 110V

VC4210MX1/1 110V

VC4210MX/2 240V

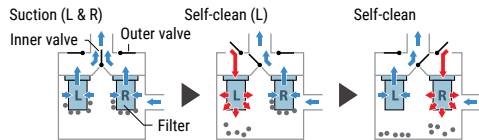
STANDARD EQUIPMENT: 32mm x 4m hose, quick coupling adaptor, universal adaptor, cloth bag, poly bag, crevice nozzle.

M Class Dust Extractor

VC3211M

Tank capacity (dry)	32L
Tank capacity (wet)	27L
Input wattage	1,050W
Power take off wattage	240V : 1,900W
	110V : 600W
Max airflow	3.5 m³/min
Max sealed suction	22.0kPa
Weight	16.9kg

Automatic self-cleaning filtration system



195440-6: Poly bags 10 pack  
195558-3: Filter bags 5 pack

Class M - Removes 99.9% of dust with Limit Value for occupational exposure > 0.1 mg/m³.

Suitable for processes involving mica, china clay, gypsum, wood dust, such as softwood and hardwood and silica dust, such as masonry, concrete.



Model Versions

VC3211MX1/1 110V

VC3211MX1/2 240V

STANDARD EQUIPMENT: 3.5m x 28mm hose, 2.5m x 38mm hose, straight pipe, bent pipe, floor nozzle, crevice nozzle, adaptor x2, hose band.

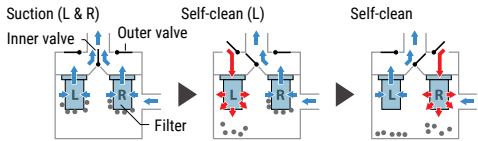
DUST MANAGEMENT

M Class Dust Extractor

VC2201MX1  
VC2211MX1

Input Wattage	1,050W
Power Take Off	2211M: 1,900W
Max Sealed Suction	22.0kPa
Tank Capacity (Dust)	22L
Tank Capacity (Wet)	17L
Max Air Flow	3.5m³/min
Power Supply Cord	5.0m
Net Weight	VC2201M: 16.0kg
	VC2211M: 16.3kg

Automatic self-cleaning filtration system



195440-6: Poly bags 10 pack

Class M - Removes 99.9% of dust with Limit Value for occupational exposure > 0.1 mg/m³.

Suitable for processes involving mica, china clay, gypsum, wood dust, such as softwood and hardwood and silica dust, such as masonry, concrete.



Model Versions

VC2201MX1/1 110V

VC2211MX1/2 240V

STANDARD EQUIPMENT: 3.5m x 28mm hose, dust bag, 2.5m x 38mm hose, straight pipe, bent pipe, floor nozzle, crevice nozzle, adaptor x2.

M Class Dust Extractor

VC3012M

Tank Volume	30L
Disposal Bag Volume	23.5L
Wet Capacity	19L
Input Wattage	110V: 1000W
	240V: 1200W
Power Take Off	240V: 1800W
Max Air Flow	110V: 3.2 m³/min
	240V: 3.7 m³/min
Max Sealed Suction	110V: 23.0 kPa
	240V: 25.0 kPa
Net Weight	10kg

Class M - Removes 99.9% of dust with Limit Value for occupational exposure > 0.1 mg/m³.

Suitable for processes involving mica, china clay, gypsum, wood dust, such as softwood and hardwood and silica dust, such as masonry, concrete.

P-70297: Disposal bags 5 pack  
P-70194: Filter bags 5 pack



Model Versions

VC3012M/1 110V

VC3012M/2 240V

STANDARD EQUIPMENT: 4.0m x 32mm hose, adaptor x2, cloth bag, poly bag, power tool box, crevice nozzle.

80V Max (40V Max x2) XGT Brushless M Class Dust Extractor

VC006GM

Machine Type	Wet & Dry	Wet Capacity	30 L
Max Air Flow:		Dry Capacity	40 L
At Hose end ø38 x 2.5m hose		Net Weight	18.4 – 20.8 Kg
	3.7 m³ / min		
At Turbine ø28 x 3.5m hose			
	4.9 m³ / min		
Max Sealed Suction	18 kPa		
Suction Power:			
Max ø38 x 2.5m hose	350 W		
Min ø38 x 2.5m hose	75 W		

WET AND DRY TYPE

COMPATIBLE WITH PAPER DUST BAG



Model Versions

VC006GMZ01 Body Only

STANDARD EQUIPMENT: Nozzle assembly, 28mm x 3.5mm hose, 38mm x 2.5m hose, filter bag, wireless unit, straight pipe, bent pipe, corner nozzle, front cuff 22, front cuff 24, cap, stopper.





# LINK AWS BLUETOOTH TOOLS TO YOUR DUST EXTRACTOR

The Auto-Start Wireless System (AWS) connects your tool and a dust extractor via Bluetooth. The dust extractor will automatically power on or off when you tool starts or stops. Up to 10 AWS tools can be connected to a dust extractor at a time.



**WUT02U AWS Adaptors**  
199804-6 - 240V  
191A40-6 - 110V



AWS TECH



YouTube

# AWS



## DUST MANAGEMENT

### L Class Dust Extractor

VC3011L

Tank volume	30L
Disposal bag volume	28L
Wet capacity	23L
Input wattage	1,000W
Power take off	240V: 2000W
Max air flow	3.6 m³/min
Max sealed suction	21.0kPa
Sound pressure level	72 dB(A)
Net weight	11kg

Class L – Removes 99.0% of dust with Limit Value for occupational exposure > 1.0 mg/m³.

Suitable for processes involving mica, china clay, gypsum.

P-70297: Disposal bags 5 pack  
P-72899: Filter bags 5 pack



#### Model Versions

VC3011L/1 110V

VC3011L/2 240V

STANDARD EQUIPMENT: 3.5m x 35mm hose, heavy duty pet filter, cloth bag, poly bag, universal nozzle, floor nozzle, crevice nozzle, adaptor x3, straight pipe x2, tool box.



### L Class Dust Extractor

VC2512L

Tank volume	25L
Disposal bag volume	23L
Wet capacity	18L
Input wattage	1,000W
Max air flow	3.6 m³/min
Max sealed suction	21.0kPa
Sound pressure level	72 dB(A)
Net weight	7kg

Class L – Removes 99.0% of dust with Limit Value for occupational exposure > 1.0 mg/m³.

Suitable for processes involving mica, china clay, gypsum.

P-70297: Disposal bags 5 pack  
P-72899: Filter bags 5 pack



#### Model Versions

VC2512L/2 240V

STANDARD EQUIPMENT: 3.5m x 35mm hose, heavy duty pet filter, cloth bag, poly bag, universal nozzle, floor nozzle, crevice nozzle, adaptor x3, straight pipe x2.



### L Class Dust Extractor

VC2000L

Input Wattage	1000W
Tank Volume	20L
Disposal Bag Volume	16L
Wet Capacity	13L
Max Air Flow	3.6m³/min
Max Sealed Suction	21kPa
Net Weight	7.5kg

Class L – Removes 99.0% of dust with Limit Value for occupational exposure > 1.0 mg/m³.

Suitable for processes involving mica, china clay, gypsum.

P-70297: Disposal bags 5 pack  
P-72899: Filter bags 5 pack



#### Model Versions

VC2000L/1 110V

VC2000L/2 240V

STANDARD EQUIPMENT: 3.5m x 32mm hose, cloth bag, poly bag, hose band, heavy duty pet filter, floor nozzle, universal nozzle, crevice nozzle, straight pipe x2



These units are not suitable for the collection of asbestos, carcinogenic dusts or dusts contaminated with carcinogens and/or pathogens or explosive materials.



DUST MANAGEMENT

L Class Dust Extractor

Tank volume	20L
Disposal bag volume	19L
Wet capacity	12L
Power take off	240V: 2,000W
Input wattage	1,000W
Max air flow	3.6 m³/min
Max sealed suction	21.0kPa
Sound pressure level	72 dB(A)
Net weight	8kg

Class L – Removes 99.0% of dust with Limit Value for occupational exposure > 1.0 mg/m³.

Suitable for processes involving mica, china clay, gypsum.

P-70297: Disposal bags 5 pack  
P-72899: Filter bags 5 pack





**Model Versions**  
**VC2012L/1** 110V  
**VC2012L/2** 240V

STANDARD EQUIPMENT: 3.5m x 35mm hose, heavy duty pet filter, cloth bag, poly bag, universal nozzle, floor nozzle, crevice nozzle, adaptor x3.

L Class Dust Extractor

Tank volume	13L
Dry capacity container	13L
Wet capacity	7L
Input wattage	
240V	1,050W
110V	1,050W
Power take off wattage	
240V	2,400W
110V	950W
Air volume	2.0 m³/min
Max sealed suction	22.0kPa
Net weight	9.6kg

Class L – Removes 99.0% of dust with Limit Value for occupational exposure > 1.0 mg/m³.

Suitable for processes involving mica, china clay, gypsum.

A-49557: Disposal bags 5 pack  
A-48430: Filter bags 5 pack





**Model Versions**  
**VC1310L/1** 110V  
**VC1310L/2** 240V

STANDARD EQUIPMENT: 3.5m x 28mm hose, heavy duty filter, poly bag, filter, front cuffs x2.

18V x2 (36V) Brushless L Class Dust Extractor

Machine Type	Wet and Dry
Tank Capacity (Dry)	DVC155L: 15L DVC865L: 8L
Wet Capacity	DVC155L: 12L DVC865L: 6L
Max Air Flow	2.1 m³/min
Max Sealed Suction	11kPa
Suction Power	105W
Net Weight	DVC155L: 7.2 - 7.9 kg DVC865L: 7.0 - 7.7kg

Class L – Removes 99.0% of dust with Limit Value for occupational exposure > 1.0 mg/m³.

Suitable for processes involving mica, china clay, gypsum.

195432-5: Poly bag 10 pack





**Model Versions**  
**DVC155LZX2** Body Only  
**DVC865LZX3** Body Only

STANDARD EQUIPMENT: Poly bag set, 1.7m x 32mm hose, aluminium telescopic pipe, bending pipe, F/C switching nozzle, crevice nozzle, Tool box.

These units are not suitable for the collection of asbestos, carcinogenic dusts or dusts contaminated with carcinogens and/or pathogens or explosive materials.

DUST MANAGEMENT

18V x2 (36V) Brushless L Class Dust Extractor

Machine Type	Dry only
Tank Capacity (Dry)	DVC156L: 15L DVC866L: 8L
Max Air Flow	2.1 m³/min
Max Sealed Suction	11kPa
Suction Power	105W
Net Weight	DVC156L: 7.3 - 7.9 kg DVC866L: 7.0 - 7.7 kg

Class L – Removes 99.0% of dust with Limit Value for occupational exposure > 1.0 mg/m³.

Suitable for processes involving mica, china clay, gypsum.

195432-5: Poly bag 10 pack





**Model Versions**  
**DVC156LZX1** Body Only  
**DVC866LZX1** Body Only

STANDARD EQUIPMENT: Poly bag set, 1.7m x 32mm hose, aluminium telescopic pipe, bending pipe, floor nozzle, crevice nozzle, Tool box

18V x2 (36V) Brushless L Class Dust Extractor

Machine Type	Airborne particles
Tank Capacity (Dry)	DVC157L: 15L DVC867L: 8L
Max Air Flow	2.4 m³/min
Max Sealed Suction	11kPa
Suction Power	110W
Net Weight	DVC157L: 8.0 - 8.6 kg DVC867L: 7.7 - 8.4 kg


Class L – Removes 99.0% of dust with Limit Value for occupational exposure > 1.0 mg/m³.

Suitable for processes involving mica, china clay, gypsum.

195432-5: Poly bag 10 pack



AWS: Auto-start Wireless System connects to power tools with Bluetooth



**Model Versions**  
**DVC157LZX3** Body Only  
**DVC867LZX4** Body Only

STANDARD EQUIPMENT: Powder filter, Damper, Pre-filter, 2.5m x 38mm hose, 3.5m x 28mm hose, straight pipe, bending pipe, stopper, floor nozzle, crevice nozzle, Tool box, Poly bag set, front cuffs 22/24, wireless unit.



18V x2 (36V) Cordless or Coded L Class Dust Extractor

Input Wattage	1,050W
Tank Capacity	15L
Power Cord	5.0m
Net Weight	9.6 – 10.3kg
Suction Power (DC)	70W
Suction Power (AC)	320W
Max Sealed Suction (DC)	9 kPa
Max Sealed Suction (AC)	24 kPa
Max Air Flow (DC)	2.1 m³/min
Max Air Flow (AC)	3.6 m³/min

Class L – Removes 99.0% of dust with Limit Value for occupational exposure > 1.0 mg/m³.

Suitable for processes involving mica, china clay, gypsum.

195432-5: Poly bag 10 pack





**Model Versions**  
**DVC151LZ/1** Body Only  
**DVC151LZ/2** Body Only

STANDARD EQUIPMENT: Floor nozzle, 2.5m x 38mm hose, 3.5m x 28mm hose, dust bag, straight pipe, bent pipe, crevice nozzle, tool box, front cuffs.



These units are not suitable for the collection of asbestos, carcinogenic dusts or dusts contaminated with carcinogens and/or pathogens or explosive materials.

# DUST MANAGEMENT

## 18V x2 (36V) Cordless or Corded L Class Dust Extractor

DVC861L

Power Unit	AC/DC	Max Air Flow (DC)	2.1 m³/min
Battery Voltage	36V (2x18V)	Max Air Flow (AC)	3.6 m³/min
Input Wattage	1,050W		
Tank Capacity	8 litres		
Power Cord	5.0m		
Net weight	9.3-9.9kg		
Battery run time			

30-65 mins x2 BL1850  
Suction Power (DC) 70 – 25W  
Suction Power on (AC) 320W  
Max Sealed Suction (DC) 9 kPa  
Max Sealed Suction (AC) 24 kPa

Suitable for processes involving mica, china clay, gypsum.

195432-5: Poly bag 10 pack



**LXT** **LXT 36V**  
18V x 18V

### Model Versions

DVC861LZ/1 110V

DVC861LZ/2 240V

STANDARD EQUIPMENT: Floor nozzle, 2.5m x 38mm hose, 3.5m x 28mm hose, dust bag, straight pipe, bent pipe, crevice nozzle, tool box, front cuffs.

## 18V Brushless L Class Dust Extractor

DVC750L

Max Air Flow	High 1.6 m³/min Low 1.3 m³/min	Class L – Removes 99.0% of dust with Limit Value for occupational exposure > 1.0 mg/m³.
Max Sealed Suction	High 6.7kPa Low 4.2kPa	

Suction Power (Hi/Lo)	5025W	Suitable for processes involving mica, china clay, gypsum.
Wet capacity	4.5L	
Dry capacity	7.5L	
Run time with BL1850B	High 30 mins Low 60 mins	
Net Weight	4.3 – 4.6kg	



**LXT** **BL MOTOR**

### Model Versions

DVC750LZ Body Only

STANDARD EQUIPMENT: Wide nozzle, crevice nozzle, 2m x 28mm hose.

## 18V Dust Extractor

DVC350

Max air velocity	94 m/sec
Max air volume	3.4m³/min
Max sealed suction	5.5kPa
Dry capacity bag	3.0 litres
Weight	2.2-2.4kg

Body Only: BATTERY NOT INCLUDED



**LXT**

### Model Versions

DVC350Z Body Only

STANDARD EQUIPMENT: Nozzle, hose, dust bag, shoulder strap

## Electric Blower

UB1103

No load speed	0 – 16,000rpm
Max air volume	0 – 4.1m³/min
Max sealed suction	0 – 5.7kPa
Power supply cord	2.5m
Net weight	1.9-2.2kg



### Model Versions

UB1103

STANDARD EQUIPMENT: Nozzle, dust bag.

# GAS NAILERS

## First Fix Gas Nailer

GN900SE

Nail type	Clipped head
Max length	50-90mm
Gauge	2.9-3.3
Magazine capacity	44
Shots per battery	Approx 4,000
Shots per gas cell	Approx 1,200
Motor	Cordless
Magazine angle	34°
Net weight	3.3-3.4kg
Battery type	Lithium-ion
Battery voltage	7.2v
Charge time	30 min



Free Warranty and Service  
Register for your 3 year warranty  
and service plan online  
[www.makitaauk.com](http://www.makitaauk.com)

DEPTH ADJUSTMENT



**LITHIUM-ION**



### Model Versions

GN900SE 2x 7.2V

STANDARD EQUIPMENT: Fast charger, battery cartridges, carry case, hex wrench.

## Second Fix Gas Nailer

GF600SE

Nail type	16 Gauge
Max length	15-64mm
Gauge	16
Magazine Capacity	100 nails
Shots per battery	4,000 shots
Shots per gas cell	1,000 shots
Driving depth adjustment	Yes
Anti-dry fire mechanism	Yes
LED job light	Yes
Battery type	Lithium-ion
Battery Voltage	7.2v
Weight	2.2kg
Charge time	30 mins



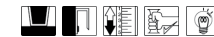
Free Warranty and Service  
Register for your 3 year warranty  
and service plan online  
[www.makitaauk.com](http://www.makitaauk.com)

TOOL-LESS DEPTH ADJUSTMENT

QUICK RELEASE NOSE FOR  
EASY JAM CLEARING.



**LITHIUM-ION**



### Model Versions

GF600SE 2x 7.2V

STANDARD EQUIPMENT: Fast charger, battery cartridges, carry case, hex wrench, spare soft nose.

## Concrete Gas Nailer

GN420CSE

Pin gauge	2.6-3.1mm
Max length	15-40mm
Magazine Capacity	20 pins
Shots per battery	4,000 shots
Shots per gas cell	1,200 shots
Battery type	Lithium-ion
Battery Voltage	7.2v
Battery capacity	1.0Ah
Weight	3.6kg
Charge time	30 mins



Free Warranty and Service  
Register for your 3 year warranty  
and service plan online  
[www.makitaauk.com](http://www.makitaauk.com)

TOOL-LESS DEPTH ADJUSTMENT



**LITHIUM-ION**



### Model Versions

GN420CSE 2x 7.2V

STANDARD EQUIPMENT: Fast charger, battery cartridges, carry case, hex wrench, spare soft nose.

## AIR NAILERS

### 23g Pin Nailer

AF353

Nail Gauge	23Ga
Nail Length	15-35mm
Magazine Capacity	130 nails
Operating Pressure	65-100 PSI
	4.5-6.9 bar
Net Weight	0.9kg



#### Model Versions

**AF353**

STANDARD EQUIPMENT: Oil supply, nose adapter, hex wrench.

### 18G Brad Nailer

AF506

Nail Type	Brad Nail
Nail Length	15 – 50mm
Nail Gauge	18G
Magazine Capacity	100 nails
Operating Pressure	70 – 120 PSI
	4.9 – 8.2 bar
Net Weight	1.3kg



#### Model Versions

**AF506**

STANDARD EQUIPMENT: Nose Adapter, Hook.

### Framing Nailer

AN924

Nail Type	Round-head
Nail Length	50-90mm
Nail Gauge	2.9-3.76mm
Magazine Angle	21°
Magazine Capacity	64-73
Operating Pressure	70-120 PSI
	4.9-8.2 bar
Net Weight	3.8kg



#### Model Versions

**AN924**

STANDARD EQUIPMENT: Oil supply, hook, hex wrench.

### 18g Narrow Crown Stapler

AT638A

Staple Gauge	18Ga
Staple Length	13-38mm
Magazine Capacity	100 staples
Operating Pressure	70-120 PSI
	4.9-8.2 bar
Net Weight	1.2kg



#### Model Versions

**AT638A**

STANDARD EQUIPMENT: Oil supply, nose adapter.

### 16g Brad Nailer

AF601

Nail Type	Brad Nail
Nail Length	25-64mm
Nail Gauge	16Ga
Magazine Capacity	100 nails
Operating Pressure	70-120 PSI
	4.9-8.2 bar
Net Weight	1.7kg



#### Model Versions

**AF601**

STANDARD EQUIPMENT: Oil supply, nose adapter.

### Roofing Nailer

AN454

Nail Type	Wire collated coil nail
Nail Length	19 – 45mm
Nail Gauge	3.05mm
Magazine Capacity	120 nails
Operating Pressure	70 – 120 PSI
	4.9 – 8.2 bar
Net Weight	2.4kg



#### Model Versions

**AN454**

STANDARD EQUIPMENT: Oil supply, hook, hex wrench.

## AIR NAILERS / AIR COMPRESSORS

### Coil Nailer

AN613

Nail Type	Wire/plastic collated coil nail
Nail Length	38 – 65mm
Nail Gauge	2.3 – 2.5mm
Magazine Capacity	200 – 300 nails
Operating Pressure	70 – 120 PSI
	4.9 – 8.2 bar
Net Weight	2.2kg



#### Model Versions

**AN613**

STANDARD EQUIPMENT: Oil supply, nose adapter, hook, hex wrench.

### HP Air Compressor

AC310H

Max pressure	410psi
Max pressure	28bar
Output power	2.5hp
Tank capacity	6.2 Litres
Airflow	90 L/min (3.17cfm)
Wattage	1500w
Net weight	36-37kg

**CAN RUN 8 BAR TOOLS**



#### Model Versions

**AC310H/2 240V**



### Air Compressor

MAC210Q

Max Pressure	135psi
Max Pressure	9.3bar
Cut in Pressure	105psi
Output power	1.0 hp
Tank Capacity	7.6 L
Airflow	48 L/min
Wattage	610 – 650W
Net Weight	20.5 – 22.0kg



#### Model Versions

**MAC210Q**

STANDARD EQUIPMENT: Safety valve.



PUMPS

Submersible Pump

Max delivery	250 litres/min	240V ONLY
Max head	10m	
Submersion depth	5m	
Max solids diameter	35mm	
Min. Suction level	50mm	
Input wattage	1,100w	
Net weight	7.00kg	

STAINLESS STEEL BODY  
FOR DIRTY WATER

- IDEAL SOLUTION FOR:
- Drainage of basins with ,muddy water
  - Drainage of wells and tanks
  - Lifting water for irrigation or transfer



Model Versions

PF1110/2

Submersible Pump

Max delivery	250 litres/min	240V ONLY
Max head	9m	
Submersion depth	5m	
Max solids diameter	5mm	
Min. Suction level	25mm	
Input wattage	1,100w	
Net weight	6.74kg	

STAINLESS STEEL BODY  
FOR CLEAN WATER

- Ideal Solution for:
- Flooded rooms or tanks
  - Drawing clean water
  - Irrigation of orchards and gardens



Model Versions

PF1100/2

Submersible Pump

Max delivery	240 litres/min	240V ONLY
Max head	10m	
Submersion depth	5m	
Max solids diameter	35mm	
Min. Suction level	40mm	
Input wattage	1,100w	
Net weight	6.64kg	

FOR DIRTY WATER



Model Versions

PF1010/2

Submersible Pump

Max delivery	140 litres/min	240V ONLY
Max head	5m	
Submersion depth	5m	
Max solids diameter	35mm	
Min. Suction level	40mm	
Input wattage	400w	
Net weight	4.27kg	

FOR DIRTY WATER



Model Versions

PF0410/2

PUMPS / POWER WASHERS

Submersible Pump

Max delivery	140 litres/min	240V ONLY
Max head	7m	
Submersion depth	5m	
Max solids diameter	5mm	
Min. Suction level	20mm	
Input wattage	300w	
Net weight	4.23kg	

FOR CLEAN WATER



Model Versions

PF0300/2

Power Washer

Max Pressure	140 bar
Max Flow	420l/h
Input power	2.1kW
Pump head material	Aluminium
Piston material	INOX
Motor casing	Aluminium
Mechanical system	Wobble plate
Hose length	8m
Net weight	18.8kg

INDUCTION MOTOR



Model Versions

HW132



STANDARD EQUIPMENT: 8m high pressure soft hose, gun with safety catch, adjustable spray nozzle, rotating nozzle kit, foam nozzle, brush, nozzle cleaning tool, male and female adaptors

Power Washer

Max Pressure	120 bar
Max Flow	420l/hr
Input Power	1.8kW
Regular Pressure	100 bar
Hose Length	10m
Net Weight	11.0kg

SELF PRIMING FUNCTION



Model Versions

HW1200

STANDARD EQUIPMENT: Trigger gun, vario-power spray lance, cyclone jet nozzle, detergent bottle, cleaner pin, coupling sleeve, high pressure hose 10m, water hose connector, foam nozzle, connector.



# POWER WASHERS

## Power Washer

HW1300

Max Pressure	130 bar
Max Flow	450 l/hr
Input Power	1.8 kW
Regular Pressure	(Hi) 110 bar (Lo) 80 bar
Hose Length	10m
Net Weight	12.7kg

### SELF PRIMING FUNCTION



### Model Versions

HW1300

STANDARD EQUIPMENT: Trigger gun, vario-power spray lance, cyclone jet nozzle, detergent bottle, cleaner pin, coupling sleeve, high pressure hose 10m, water hose connector, foam nozzle, connector.



## Power Washer

HW111

Max Pressure	110 bar
Max Flow	370l/h
Input power	1.7kW
Pump head material	Aluminium
Piston material	INOX
Motor casing	Aluminium
Mechanical system	Wobble plate
Hose length	5.5m
Net weight	7.4kg



### Model Versions

HW111

STANDARD EQUIPMENT: 5.5m high pressure soft hose, gun with safety catch, adjustable spray nozzle, rotating nozzle kit, lance, foam nozzle, brush, nozzle cleaning tool, male and female adaptors.



## Compact Power Washer

HW101

Pressure	100 bar
Flow rate	360 l/hr
Input wattage	1.3kw
Motor type	Serial
Pump	Triplex with wobble plate
Net weight	6.5kg



### Model Versions

HW101

STANDARD EQUIPMENT: 3m high pressure soft hose, trigger assembly, adjustable spray head, detergent bottle, hose connector



# MULTI LINE LASERS

## 12V Max CXT Green Multi Line Laser

SK10GD/  
20GD/40GD

Laser Colour	Green	Operating time:	SK10GD: 6 hrs SK20GD: 9 hrs SK40GD: 12 hrs
Safety Class	Class 2		
Wavelength	515nm		
Line Width	3.0mm at 10m	Operating Temperature range	-10 °C to 40 °C
Lower dot beam colour	Red		
Lower dot beam Wavelength	650nm	Net Weight	1.4-1.6kg
Vertical line indication range	± 4°, plumb point laser turns off when out of ± 3° or more		
Accuracy 2-vertical line	90° ± 0.01°		
Accuracy Emitted laser	± 1mm at 10m		

### Model Versions

SK10GD Body Only

SK20GD Body Only

SK40GD Body Only

STANDARD EQUIPMENT: Laser detector, laser receiver vice, laser viewing glass, shoulder strap, storage case.



## 12V Max CXT Red Multi Line Laser

SK700D

Laser Colour	Red	Line Width	2.0 mm at 5 m
Beam Direction/fan angle	2x Vertical 360° 1x Horizontal 360°	Operating Time	22 hrs (approx) with BL1041B
Range /Diameter	2550m	Operating Temperature	-10 °C to 50 °C
Range /Diameter (with receiver)	70140m	Storage Temperature	-25 °C to 70 °C
Accuracy	± 2 mm/ 10 m	Tripod Thread	¼
Self levelling range	± 4°	Net Weight	0.99-1.2kg
Light Output Power	< 2.0 mW		
Wavelength	630 – 645 nm		
Safety Class	Class 2		

### Model Versions

SK700DZ Body Only

STANDARD EQUIPMENT: Target Plate, Adapter, Soft Bag



## 12V Max CXT Green Multi Line Laser

SK700GD

Laser Colour	Green	Line Width	2.0 mm at 5 m
Beam Direction/fan angle	2x Vertical 360° 1x Horizontal 360°	Operating Time	14 hrs (approx) with BL1041B
Range /Diameter	3570m	Operating Temperature	-10 °C to 50 °C
Range /Diameter (with receiver)	70140m	Storage Temperature	-25 °C to 70 °C
Accuracy	± 2 mm/ 10 m	Tripod Thread	¼
Self levelling range	± 4°	Net Weight	0.99-1.2kg
Light Output Power	< 2.0 mW		
Wavelength	510 – 530 nm		
Safety Class	Class 2		

### Model Versions

SK700GDZ Body Only


STANDARD EQUIPMENT: Target Plate, Adapter, Soft Bag



# MULTI LINE LASER / SELF-LEVELLING LASER

## 12V Max CXT Cross Line Laser

Laser Colour	SK105DZ: Red SK105GDZ: Green	SK105DZ: 635 ± 5 nm, Class 2 SK105GDZ: 525 ± 5 nm, Class 2
Beam direction/fan angle	Vertical >160° Horizontal >180°	Laser line width at 5m < 2 mm
Range	SK105DZ: 25m SK105GDZ: 35m	Operating time 2 beam (4.0Ah) SK105DZ: 40hrs SK105GDZ: 20hrs
Range with receiver	80m	Operating temperature -10 to +50°C Storage temperature -25 to +70°C
Levelling accuracy	±0.3 mm/m = ±3.0 mm @ 10m	Tripod thread 1/4
Horizontal/Vertical line accuracy	±0.3 mm/m	Net Weight 0.67kg-0.84kg
Self-levelling range	± 4°	
Self-levelling time	< 3s	
Laser type		



### Model Versions

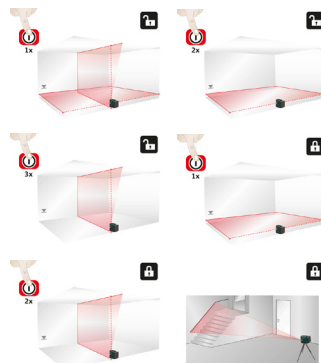
**SK105DZ** Body Only

**SK105GDZ** Body Only

STANDARD EQUIPMENT: User manual CD, quick reference guide, safety instructions, laser target plate, L-adaptor, (magnetic) carry pouch.

## 12V Max CXT 4 Point Cross Line Laser

Laser Colour	SK106DZ: Red SK106GDZ: Green	Laser type	SK106DZ: 635 ± 5 nm, Class 2 SK106GDZ: 525 ± 5 nm, Class 2
Beam direction/fan angle	Vertical >170° Horizontal >180°	Laser line width at 5m	< 2 mm
Range	SK106DZ: 25m SK106GDZ: 35m	Operating time 2 beam + 4 point (4.0Ah)	SK106DZ: 40hrs SK106GDZ: 20hrs
Range with receiver	80m	Operating temperature	-10 to +50°C
Levelling accuracy	±0.3 mm/m = ±3.0 mm @ 10m	Storage temperature	-25 to +70°C
Horizontal/Vertical line accuracy	±0.3 mm/m	Tripod thread	1/4
Point accuracy	±0.2 mm/m	Net Weight	0.69 kg-0.85kg
Self-levelling range	± 4°		
Self-levelling time	< 3s		



### Model Versions

**SK106DZ** Body Only

**SK106GDZ** Body Only

STANDARD EQUIPMENT: User manual CD, quick reference guide, safety instructions, laser target plate, L-adaptor, (magnetic) carry pouch.

## Automatic Self-levelling Laser Level

Operating Range	200m diameter with receiver
Self-levelling Accuracy	±1 mm at 10 m
Self-levelling range	±6°
Rotation speeds	0, 300, 450, 600 rpm
Laser type	635 nm (red), < 1 mW
Laser class	2
Dimension (HxWxD)	156x154x197mm
Power source	2x 1.5V LR20 (D)
Battery life	up to 60 hours
Storage temp. range	-20 to 70 °C
Operating temp. range	-10 to 50 °C
Protection class	IP54
Tripod Thread	5/8
Weight (with batteries)	1.6 kg

### Model Versions

**SKR200Z**

STANDARD EQUIPMENT: Remote control, wall mount, laser intensive glasses, target plate, receiver, bracket for laser receiver, batteries, carry case.



SKR200Z

# LASER DISTANCE MEASURE

## Laser Distance Measure

Typical Measuring Tolerance	± 1.5 mm10m	Auto laser switch off	after 90 s
Max Measuring Tolerance	± 2.5 mm10m	Auto power switch-off	after 180 s
Range of target plate	80 m	Battery durability (2 x AAA)	up to 5000 measurements
Typical Range	80 m	Dimension	H:117 xD:57 xW:32mm
Smallest unit displayed	0.1 mm	Net weigh	0.14kg
Ø laser point	6mm at 10m	Temperature range:	
Laser class	2	Storage	-25 to 70 °C
Laser type	635 nm, < 1 mW	Operation	-10 to 50 °C
Protection class	IP54		

Certified to ISO 16331-1

### Model Versions

**LD080P**

**LD080PI** Inclination Sensor

STANDARD EQUIPMENT: Pouch, strap, 2x AAA batteries.

- Functions:**
- Single distances
  - Minimum measurement
  - Maximum measurement
  - Addition of measurement
  - Subtraction of measurements
  - Area calculation
  - Volume calculation
  - Pythagoras (2-point)
  - Pythagoras (3-point)
  - Pythagoras (partial height)
  - Stake out function
  - Timer function
  - End piece flip out auto detection
  - Memory (20 last displays)
  - 360° Inclination sensor\*
  - Height tracking\*

\*LD080PI only



## Laser Distance Measure

Typical Measuring Tolerance	± 2.0 mm10m	Auto laser switch off	after 90 s
Max Measuring Tolerance	± 3.0 mm10m	Auto power switch-off	after 180 s
Range of target plate	50 m	Battery durability (2 x AAA)	up to 3000 measurements
Typical Range*	40 m	Dimension	H:116 xD:45 xW:29mm
Smallest unit displayed	1 mm	Net weight	0.10kg
Ø laser point	6mm at 10m	Temperature range:	
Laser class	2	Storage	-25 to 70 °C
Laser type	635 nm, < 1 mW	Operation	0 to 40 °C
Protection class	IP54		

CERTIFIED TO ISO 16331-1

### Model Versions

**LD050P**

STANDARD EQUIPMENT: Pouch, strap, 2x AAA batteries.

- Functions:**
- Single distances
  - Minimum measurement
  - Maximum measurement
  - Addition of measurement
  - Subtraction of measurements
  - Area calculation
  - Volume calculation
  - Pythagoras (2-point)
  - Pythagoras (3-point)
  - Tracking function
  - Memory (5 last displays)



## Laser Distance Measure

Typical Measuring Tolerance	+/- 2.0mm10m	<b>Functions:</b>
Max Measuring Tolerance	+/- 3.0mm10m	• Single distances
Measuring Range	0.2 – 30m	• Area calculation
Ø laser point	6mm @ 10m	• Tracking function
Laser Class	2	
Laser Type	635nm, < 1 mW	
Protection Class	IP54	
Operating Temperature Range	0 - 40°C	
Storage Temperature Range	-25 - 70°C	
Dimensions (HxDxW)	117 x 53 x 25mm	
Power Source	2x AAA Batteries	
Net weight	0.10kg	

CERTIFIED TO ISO 16331-1

### Model Versions

**LD030P**

STANDARD EQUIPMENT: 2x AAA batteries.





PRODUCTION TOOLS

18V Angle Screwdriver

	DFL020F	DFL063F
Max Output	230W	390W
No Load Speed	100-1,300rpm	180-1,300rpm
Torque Range	0.5 – 2Nm	1.5 – 6.5Nm
Driving Shank	3/8	3/8
Net weight	1.3-1.6kg	1.3-1.7kg

Programmable speed control: Speed control program consists of 6 steps. Controlled via USB on Windows (7/ 8/ 10)

OKNOK judgement for each tightening Auto-stop system

USB SPEED CONTROL/ADJUSTMENT  
MAINTENANCE ALARM



Model Versions

- DFL020FZ Square Drive
- DFL020F4Z Square Drive
- DFL063FZ Square Drive
- DFL063F4Z Square Drive

STANDARD EQUIPMENT: USB Cable.



18V Angle Screwdriver

Cell	Li-ion
Max output	500W
Torque range	25-65Nm
No load speed	80-200rpm
Driving shank	3/8 Square for all
Net weight	2.5-2.9kg

USB SPEED CONTROL/ADJUSTMENT

Anti-tamper adjustment, visual/audible warning of correct/incorrect fastening, auto-stop, Adjustment tool.



Model Versions

- DFL651FZ

STANDARD EQUIPMENT: USB Cable.



14.4V Angle Screwdriver

	DFL300FZ	DFL400FZ
Torque		
Soft/hard joint	16–30Nm	25–40Nm
No load speed	400rpm	260rpm
Net weight	1.7-2.1kg	1.8-2.1kg
Battery type	Ni-MH	

Anti-tamper adjustment, micro-processor accuracy control, visual/audible warning of correct/incorrect fastening, auto-stop, Adjustment tool + head protection cover available.



Model Versions

- DFL300FZ 3/8 Square Drive
- DFL400FZ 3/8 Square Drive



DFL020F  
DFL063F

PRODUCTION TOOLS

14.4V Angle Screwdriver

	DFL083FZ	DFL125FZ	DFL204FZ
Max Output	390W	390W	390W
No Load Speed	150-700rpm	100-700rpm	100-440rpm
Torque Range	2-8Nm	5-12Nm	8-20Nm
Driving Shank	3/8	3/8	3/8
Protector cover	Yellow	Blue	Red
Net weight	1.7-2.1kg	1.7-2.1kg	1.7-2.1kg

Programmable speed control: Speed control program consists of 6 steps. Controlled via USB on Windows (7/ 8/ 10)

OKNOK judgement for each tightening Auto-stop system

USB SPEED CONTROL/ADJUSTMENT  
MAINTENANCE ALARM



Model Versions

- DFL083FZ Square Drive
- DFL125FZ Square Drive
- DFL204FZ Square Drive

STANDARD EQUIPMENT: Protector, USB cable.



14.4V Angle Screwdriver

	DFL302FZ	DFL403FZ
Max Output	390W	390W
No Load Speed	70-230rpm	50-220rpm
Torque Range	16-30Nm	25-40Nm
Driving Shank	3/8	3/8
Protector cover	Blue	Red
Net weight	2.0-2.3kg	2.0-2.3kg

Programmable speed control: Speed control program consists of 6 steps. Controlled via USB on Windows (7/ 8/ 10)

OKNOK judgement for each tightening Auto-stop system

USB SPEED CONTROL/ADJUSTMENT  
MAINTENANCE ALARM



Model Versions

- DFL302FZ Square Drive
- DFL403FZ Square Drive

STANDARD EQUIPMENT: Protector, USB cable.



14.4V Brushless Impact Wrench

	DTWA070Z	DTWA100Z	DTWA140Z	DTWA190Z
No Load Speed	0-2,500rpm	0-2,700rpm	0-2,700rpm	0-2,600rpm
Impacts per min		0-3,700ipm	0-3,300ipm	0-3,300ipm
0-3,000ipm				
Max. Torque	65Nm	95Nm	140Nm	185Nm
Standard Bolt	M5-M12	M5-M12	M6-M16	M8-M16
High Str. Bolt	M5-M10	M5-M10	M6-M12	M8-M14
Net Weight	1.1-1.4kg	1.2-1.5kg	1.2-1.5kg	1.3-1.6kg

MAINTENANCE ALARM  
AUTOMATIC IMPACT STOP  
SYSTEM



Model Versions

- DTWA070Z 3/8 Square Drive
- DTWA100Z 3/8 Square Drive
- DTWA140Z 1/2 Square Drive
- DTWA190Z 1/2 Square Drive



DFL083/125  
/204FZ

DFL302FZ  
DFL403FZ

DTWA070/  
100/140/190Z

PRODUCTION TOOLS

14.4V Brushless Impact Driver

	DTDA040Z	DTDA070Z	DTDA140Z
No Load Speed	0-2,400rpm	0-2,500rpm	0-2,700rpm
Impacts per Min	0-3,700ipm	0-3,700ipm	0-3,700ipm
Max. Torque	35Nm	65Nm	140Nm
Standard Bolt	M5-M10	M5-M12	M6-M16
Sign Str. Bolt	M5-M8	M5-M10	M6-M12
Net Weight	1.1-1.4kg	1.1-1.4kg	1.2-1.5kg

MAINTENANCE ALARM  
AUTOMATIC IMPACT STOP SYSTEM



Model Versions

**DTDA040Z** 1/4 Hex Drive  
**DTDA070Z** 1/4 Hex Drive  
**DTDA140Z** 1/4 Hex Drive



DTDA040/  
070/140Z

PRODUCTION TOOLS

14.4V Impact Driver

	BTD044Z*	BTD064Z*
Max. Torque	35Nm	65Nm
No load speed	0-2,300rpm	0-2,500rpm
Net weight	1.1-1.3kg	1.1-1.3kg
Battery type	Li-ion	Li-ion

**ONLY WORKS WITH:**  
**BL1415A, BL1430A, BL1415NA,**  
**BL1415NAP, BL1430**

\*PROGRAMMABLE



Model Versions

**BTD044Z** 1/4 Hex Drive  
**BTD064Z** 1/4 Hex Drive



BTD044  
BTD064

14.4V Impact Wrench

	BTW073Z	BTW103Z
Capacity	3.0Ah	3.0Ah
Cell	Li-ion	Li-ion
Charging Time	22 minutes	22 minutes
Standard Bolt	M5-M12	M5-M12
High Tensile Bolt	M5-M10	M5-M10
Max. Torque	65Nm	95Nm
No load speed	0-2,500rpm	0-2,700rpm
Net weight	1.3-1.6kg	1.0-1.3kg

**ONLY WORKS WITH:**  
**BL1415A BL1430A BL1415NA BL1415NAP**



Model Versions

**BTW073Z** 3/8 Square Drive  
**BTW103Z** 3/8 Square Drive



BTW073Z  
BTW103Z

18V Brushless Impact Wrench

Standard Bolt	M14 – M20
High Strength Bolt	M10 – M16
Max. Torque	260Nm
No Load Speed	0 – 2,800 rpm
Impact per min	0 – 3,400 ipm
Net weight	1.8kg



Model Versions

**DTEA260Z** 1/2 Square Drive



DTEA260Z

14.4V Impact Driver

	BTD043Z	BTD063Z	BTD103Z
Max. Torque	35Nm	65Nm	95Nm
No load speed	0-2,300rpm	0-2,500rpm	0-2,700rpm
Net weight	1.0-1.2kg	1.0-1.3kg	1.0-1.3kg
Battery type	Li-ion	Li-ion	Li-ion

**ONLY WORKS WITH:**  
**BL1415ABL1430A**  
**BL1415NABL1415NAP**



Model Versions

**BTD043Z** 1/4 Hex Drive  
**BTD063Z** 1/4 Hex Drive  
**BTD103Z** 1/4 Hex Drive



BTD043/063  
/103Z

18V Brushless Screwdriver

	DFT060TMZ	DFT120TMZ
Max Output	450W	450W
No Load Speed	50-1,000rpm	50-700rpm
Torque Range	2.0-6.0Nm	4.0-12.0Nm
Net Weight	1.4-1.8kg	1.4-1.8kg

**PROGRAMMABLE SPEED CONTROL**  
**MAINTENANCE ALARM**



Model Versions

**DFT060TMZ** 1/4 Hex Drive  
**DFT120TMZ** 1/4 Hex Drive




DFT060T  
DFT120T

PRODUCTION TOOLS

18V Brushless Screwdriver

	DFT087F	DFT129F
Max Output	440W	440W
No Load Speed	100-1,250rpm	70-900rpm
Torque Range	3.0-8.0Nm	5.0-12.0Nm
Net Weight	1.3-1.6kg	1.3-1.6kg

DFT087F  
DFT129F



LXT BL MOTOR

PROGRAMMABLE SPEED CONTROL  
MAINTENANCE ALARM


**Model Versions**  
DFT129FM3Z 1/4 Hex Drive  
DFT129FM4Z 1/4 Hex Drive  
DFT087FM3Z 1/4 Hex Drive  
DFT087FM4Z 1/4 Hex Drive

STANDARD EQUIPMENT: DFT087F Blue protector, DFT129F Red protector.

18V Brushless Screwdriver

	DFT024F	DFT025F	DFT060F
Max Output	340W	240W	400W
No Load Speed	260-1,600rpm	100-1,300rpm	100-1,300rpm
Torque Range	0.5-2Nm	0.5-2Nm	1.5-6.5Nm
Net Weight	1.2-1.5kg	1.2-1.5kg	1.2-1.5kg

DFT024/025  
/060FM



LXT BL MOTOR

USB SPEED CONTROL/ADJUSTMENT  
MAINTENANCE ALARM


**Model Versions**  
DFT024FMZ 1/4 Hex Drive  
DFT024FM4Z 1/4 Hex Drive  
DFT025FMZ 1/4 Hex Drive  
DFT025FM4Z 1/4 Hex Drive  
DFT060FMZ 1/4 Hex Drive  
DFT060FM4Z 1/4 Hex Drive

STANDARD EQUIPMENT: USB cable.

14.4V Screwdriver

	DFT022FZ	DFT044FZ
Capacity	3.0Ah	3.0Ah
Cell	Li-ion	Li-ion
Charging Time	22 minutes	22 minutes
Max Output	180w	180w
Torque range	0.5 - 2Nm	1 - 4Nm
No load speed	700rpm	950rpm
Weight	1.3-1.8kg	1.3-1.8kg

DFT022  
DFT044



LXT

**ONLY WORKS WITH:**  
BL1415A, BL1430A,  
BL1415NA, BL1415NAP,  
BL1430


**Model Versions**  
DFT022FZ 1/4 Hex Drive  
DFT044FZ 1/4 Hex Drive

PRODUCTION TOOLS

14.4V Brushless Screwdriver

	DFT085FMZ
Torque	
Hard Joint	3.0-8.0Nm
Soft Joint	3.0-8.0Nm
Max output power	330W
No load speed	150-900rpm
Driving shank	1/4 Hex
Net weight	1.3-1.8kg
Battery type	Li-ion

DFT085FMZ



LXT BL MOTOR

PROGRAMMABLE SPEED CONTROL  
MAINTENANCE ALARM


Mistake proofing (poka-yoke) device  
can be externally

**Model Versions**  
DFT085FMZ 1/4 Hex Drive

12V Screwdriver

	BFT081FZ
Torque	
Soft joint	1-3.5Nm
Hard joint	1-4.0Nm
No load speed	1-1,200rpm
Net weight	1.5-2.0kg
Battery type	Ni-MH

BFT042FZ




Anti-tamper adjustment, micro-processor  
accuracy control, visual/audible warning  
of correct/incorrect fastening, auto-stop.

**Model Versions**  
BFT042FZ 1/4 Hex Drive

9.6V Screwdriver

	BFT080FZ	BFT122FZ
Torque		
Soft joint	3-6.5Nm	5-10Nm
Hard Joint	13-8Nm	5-12Nm
No load speed	450rpm	320rpm
Net weight	1.4-1.8kg	1.4-1.8kg
Battery type	Ni-MH	Ni-MH

BFT080FZ  
BFT122FZ



Anti-tamper adjustment, micro-processor accuracy  
control, visual/audible warning of correct/incorrect  
fastening, auto-stop, Adjustment tool + head  
protection cover available.


**Model Versions**  
BFT080FZ 3/8 Hex Drive  
BFT122FZ 3/8 Hex Drive

MARATHON  
CONTROL MASTER

9.6V Low Torque Screwdriver

	BFT021FZ
No load speed	320rpm
Fastening torque	
Soft/hard Joint	0.5-2Nm
Net weight	1.4-1.8kg
Battery type	Ni-MH

BFT021FZ



Anti-tamper adjustment, micro-processor accuracy  
control, visual/audible warning of correct/incorrect  
fastening, auto-stop.


**Model Versions**  
BFT021FZ 1/4 Hex Drive

MARATHON  
CONTROL MASTER

9.6V Impact Driver

	BTD042Z
Machine screw	M4-M8
Standard bolt	M5-M10
Max. torque	40Nm
Impacts per minute	0-3,500ipm
No load speed	0-2,500rpm
Net weight	1.0-1.2kg
Battery type	Ni-MH

BTD062Z



Anti-tamper adjustment, micro-processor accuracy  
control, visual/audible warning of correct/incorrect  
fastening, auto-stop.

**Model Versions**  
BTD062Z 1/4 Hex Drive

MARATHON  
CONTROL MASTER

222

223



40V Max XGT Brushless Chainsaw

UC011G

Max Output	1,600 W
Bar Length	350 mm
Chain Type	80T XL
Chain Pitch	0.325"
Chain Gauge	0.043"
Chain Speed	0 – 25.5 m/s
Oil Tank Capacity	260 ml
Net Weight	6.1 – 7.4 Kg



**Model Versions**  
**UC011GT201** 2x 5.0Ah  
**UC011GZ** Body Only

STANDARD EQUIPMENT: Fast charger, battery cartridges, guide bar, oil supply, chain cover, saw chain, wrench



40V Max XGT Brushless Chainsaw

UC014G/  
015G/016G

Max Output	1,600 W	Chain Pitch	0.325"
Bar Length	UC014G: 300 mm	Chain Gauge	0.043"
	UC015G: 350 mm	Chain Speed	0 – 25.5 m/s
	UC016G: 400 mm	Oil Tank Capacity	260 ml
Chain Type	80T XL	Net Weight	6.2 – 7.5 Kg



**Model Versions**  
**UC014GT201** 2x 5.0Ah  
**UC014GZ** Body Only  
**UC015GT201** 2x 5.0Ah  
**UC015GZ** Body Only  
**UC016GT201** 2x 5.0Ah  
**UC016GZ** Body Only

STANDARD EQUIPMENT: Fast charger, battery cartridges, guide bar, oil supply, chain cover, saw chain, wrench



40V Max XGT Brushless Chainsaw

UC024G/  
025G/026G

Max Output	1,600 W	Chain Gauge	1.1mm
Bar Length	UC024G: 300 mm	Chain Speed	0 – 25.5 m/s
	UC025G: 350 mm	Net Weight	UC024G 4.7 - 5.3kg
	UC026G: 400 mm		UC025G 4.7 - 5.4kg
Chain Type	80T XL		UC026G 4.8 - 5.4kg
Chain Pitch	0.325"		



ANTI-RESTART FUNCTION  
ANTI-FALL CAPTIVE NUT

**Model Versions**  
**UC024GT101** 1x 5.0Ah  
**UC024GZ** Body Only  
**UC025GT101** 1x 5.0Ah  
**UC025GZ** Body Only  
**UC026GT101** 1x 5.0Ah  
**UC026G** Body Only

STANDARD EQUIPMENT: Fast charger, battery cartridge, saw chain, wrench, guide bar, guide bar case, oil supply.



40V Max XGT Brushless Chainsaw

UC022G

Max Output	1,600 W
Bar Length	350mm
Chain Type	80T XL
Chain Pitch	0.325"
Chain Gauge	1.1mm
Chain Speed	0 – 25.5 m/s
Net Weight	4.8 - 5.4kg

TOOL-LESS CHAIN CHANGE  
ANTI-RESTART FUNCTION



**Model Versions**  
**UC022GT101** 1x 5.0Ah  
**UC022GZ** Body Only

STANDARD EQUIPMENT: Fast charger, battery cartridge, saw chain, wrench, guide bar, guide bar case, oil supply



40V Max XGT Brushless Top Handle Chainsaw

UC006G

Max Output	1,400 W
Bar Length	250 mm
Chain Type	25AP-60
Chain Pitch	1/4"
Chain Gauge	0.050"
Chain Speed	0 – 24.8 m/s
Oil Tank Capacity	200 ml
Net Weight	3.8 – 4.7 Kg

TO BE USED BY TRAINED  
TREE SURGEONS ONLY



**Model Versions**  
**UC006GZ** Body Only

STANDARD EQUIPMENT: Guide bar, saw chain, wrench, oil supply



40V Max XGT Brushless Top Handle Chainsaw

UC002G  
UC003G

Max Output	1,400 W
Bar Length	250mm (UC002G) 300 mm (UC003G)
Chain Type	90PX
Chain Pitch	3/8"
Chain Gauge	0.043"
Chain Speed	0 – 24.8 m/s
Oil Tank Capacity	200 ml
Net Weight	3.8 – 4.7 Kg

TO BE USED BY TRAINED  
TREE SURGEONS ONLY



**Model Versions**  
**UC002GD202** 2x 2.5Ah  
**UC002GZ** Body Only  
**UC003GD202** 2x 2.5Ah  
**UC003GZ** Body Only

STANDARD EQUIPMENT: Fast charger, battery cartridges, guide bar, saw chain, wrench, oil supply



40V Max XGT Brushless Telescopic Pole Saw

UA004G

Max output Power	1,500 W
No Load chain speed	0-20 m/s
Bar length	300 mm
Chain type	91PX
Chain Pitch	3/8"
Chain Gauge	0.050"
Oil tank capacity	160ml
Net weight	7.8 – 9.1kg



OVERALL LENGTH (EXCL. CHAIN BAR) 2.6 - 3.8 METERS,  
TELESCOPIC RANGE 0 - 1.2 METERS



Model Versions

UA004GD203 2x 2.5Ah

UA004GZ Body Only

STANDARD EQUIPMENT: Fast charger, battery cartridges, saw chain, wrench, hex wrench, band assembly, guide bar, chain cover, round file, oil supply, lubricant



40V Max XGT Brushless Earth Auger

DG001G

No Load Speed (High)	0-1, 500 rpm
No Load Speed (Low)	0 – 400 rpm
Chuck Capacity	2 – 13mm
Max Drilling Capacity	200mm
Capacity (High resistance soil)	150mm
Capacity (Low resistance soil)	200mm
Max Torque (H/L)	55 / 136Nm
Net Weight	7.2 – 8.1Kg



Model Versions

DG001GZ05 Body Only

STANDARD EQUIPMENT: Chuck key, hex wrench, adaptor x2.

40V Max XGT Brushless Vacuum Sweeper

VS001G

No Load Speed Main brush	500rpm	Cleaning capacity	2,600 m <sup>2</sup> per hour
Standard mode	350rpm	Cleaning width	480mm
Quiet mode	160rpm	Cleaning width with side brush	650mm
No Load Speed Side brush	115rpm	Dust type	Dry only
Standard mode	15.6L	Net Weight	29.9 - 44.0kg
Quiet mode	24L		
Dust collection volume	200 mins with two 8.0Ah batteries standard mode		
Dust container capacity			
Continuous run time			



Model Versions

VS001GZ Body Only

Body only machines and products do not come with batteries or chargers.

40V Max XGT Brushless Split-Shaft

UX01G

No Load Speed (Hi)	0 – 9,700 rpm
No Load Speed (Med)	0 – 8,200 rpm
No Load Speed (Lo)	0 – 5,700 rpm
Max Output	1,000W
Net Weight	4.2 – 12.6kg

See page A23 for attachments



Model Versions

UX01GD202 2x 2.5Ah

UX01GZ Body Only

STANDARD EQUIPMENT: Fast charger, battery cartridges, shoulder strap, hex wrench, accessory bag.



40V Max x2 (80V Max) XGT Brushless Brush Cutter

UR012G

Max output	2,000W
Speed Settings	3 speed + ADT mode
No Load Speed (L/M/H)	0 - 3,500 / 5,000 / 6,400 rpm
Spindle Size	M10 x 1.25 L
Cutting Diameter	480mm
Net Weight	8.0 – 9.3kg



Model Versions

UR012GT203 2x 5.0Ah

UR012GZ04 Body Only

STANDARD EQUIPMENT: Nylon cutting head, hex wrench x2, box wrench, shoulder belt, accessory bag, fast charger, battery cartridges.



40V Max XGT Brushless Brush Cutter

UR013G

Max output	1,500W
No Load Speed	3,500 – 6,700rpm
Spindle Size	M10 x 1.25L
Cutting Diameter	450mm
Net Weight	5.9 – 7.2Kg

ANTI-RESTART FUNCTION



Model Versions

UR013GT206 2x 5.0Ah

UR013GZ03 Body Only

STANDARD EQUIPMENT: Fast charger, battery cartridges, Nylon cutting head, shoulder belt, box wrench, hex wrench



Body only machines and products do not come with batteries or chargers.

## 40V Max XGT Brushless Linetrimmer

UR014G

Max output	1,500W	<b>ANTI-RESTART FUNCTION</b>
No Load Speed	4,000 – 5,700rpm	
Spindle Size	M10 x 1.25L	
Cutting Diameter	450mm	
Net Weight	5.5 – 6.7Kg	



## Model Versions

UR014GT201 2x 5.0Ah

UR014GZ Body Only

STANDARD EQUIPMENT: Fast charger, battery cartridges, Nylon cutting head, shoulder belt, box wrench, hex wrench

## 40V Max XGT Brushless Brush Cutter

UR006G

Max output	1,000W
Speed Settings	3 speed + ADT mode
No Load Speed (L/M/H)	0 - 4,600 / 0 - 5,500 / 0-7,000 rpm
Spindle Size	M10 x 1.25 L
Cutting Diameter	430mm
Net Weight	5.7 – 6.3kg



## Model Versions

UR006GZ04 Body Only

STANDARD EQUIPMENT: Nylon cutting head, accessory bag, hex wrench, box wrench, shoulder belt.

## 40V Max XGT Brushless Linetrimmer

UR008G

Max output	1,000W
Speed Settings	3 speed + ADT mode
No Load Speed (L/M/H)	0 - 4,000 / 0 - 4,600 / 0-6,000 rpm
Spindle Size	M10 x 1.25 L
Cutting Diameter	430mm
Net Weight	5.0 – 5.7kg



## Model Versions

UR008GD202 2x 2.5Ah

UR008GZ01 Body Only

STANDARD EQUIPMENT: Fast charger, battery cartridges, Nylon cutting head, accessory bag, hex wrench, shoulder belt.

## 40V Max XGT Brushless Linetrimmer

UR017G

Max output	600W	<b>ANTI-RESTART FUNCTION</b>
Speed settings	3 speed + ADT mode	
No Load Speed	3,500 / 5,300 / 6,500rpm	
Spindle Size	M10 x 1.25 L	
Cutting Diameter	330mm	
Net Weight	4.2 – 4.8Kg	



## Model Versions

UR017GM101 1x 4.0Ah

UR017GZ Body Only

STANDARD EQUIPMENT: Fast charger, battery cartridge, shoulder belt, box driver, hex wrench

## 40V Max XGT Brushless Brush Cutter

UR016G

Max output	600W	<b>ANTI-RESTART FUNCTION</b>
Speed settings	3 speed + ADT mode	
No Load Speed	3,500 / 5,300 / 6,500 rpm	
Spindle Size	M10 x 1.25 L	
Cutting Diameter	330 mm	
Net Weight	4.7 – 5.3Kg	



## Model Versions

UR016GM101 1x 4.0Ah

UR016GZ Body Only

STANDARD EQUIPMENT: Fast charger, battery cartridge, shoulder belt, Box wrench, Hex wrench

## ACCESSORIES: CUTTING HEADS



**198893-8**  
Cutter Assembly  
95-M10L



**197296-3**  
Cutter Assembly  
M10X1.25LH



**198383-1**  
Plastic Blade  
Head 255 Set

To see the full range of lines and blades visit [www.makita.com](http://www.makita.com)



40V Max XGT Brushless Brush Cutter

UR002G

Max output	550W
Speed Settings	3-speed + ADT mode
No Load Speed (L/M/H)	3,500 / 5,300 / 6,500rpm
Spindle Size	M10 x 1.25 L
Cutting Diameter	350mm
Net Weight	4.6 – 5.3kg



**Model Versions**  
**UR002GD202** 2x 2.5Ah  
**UR002GZ** Body Only

STANDARD EQUIPMENT: Fast charger, battery cartridges, Nylon cutting head, accessory bag, hex wrench, box wrench, shoulder belt.



40V Max XGT Brushless Linetrimmer

UR003G

Max output	550W
Speed Settings	3-speed + ADT mode
No Load Speed (L/M/H)	3,500 / 5,300 / 6,500rpm
Spindle Size	M10 x 1.25 L
Cutting Diameter	350mm
Net Weight	4.5 – 4.8kg



**Model Versions**  
**UR003GD202** 2x 2.5Ah  
**UR003GZ** Body Only

STANDARD EQUIPMENT: Fast charger, battery cartridges, Nylon cutting head, accessory bag, hex wrench, box driver, shoulder belt.



40V Max XGT Brushless Blower

UB001G

No Load Speed	Max Air Velocity
0-20,000rpm (Cruise control mode)	53 m/sec (Cruise control mode)
0-23,000 rpm (Boost mode)	64 m/sec (Boost mode)
Max Air Volume	Net Weight
0-13.5 m³/min (Cruise control mode)	3.1-3.9kg
16.0 m³/min (Boost mode)	



**Model Versions**  
**UB001GD202** 2x 2.5Ah  
**UB001GZ** Body Only

STANDARD EQUIPMENT: Fast charger, battery cartridges, shoulder belt end nozzle, adapter pipe, extension nozzle, flat nozzle.



40V Max XGT Brushless Backpack Mist Blower

PM001G

No Load Speed	25,000 rpm
Max speed in high speed mode	
Blowing Force	15.0N
Max Air Volume	14.3 m³/min
Average air speed	53.0 m/s
Max air speed	64.0 m/s
Max spray range (horizontal)	14 m
Tank Capacity	15L
Net Weight	13.2 – 15.7Kg



**Model Versions**  
**PM001GL202** 2x 8.0Ah  
**PM001GZ01** Body Only

STANDARD EQUIPMENT: Fast charger, battery cartridges, Nozzle 0.5, wrench, diffusion cover.



40V Max XGT Brushless Hedge Trimmers

UH004G  
UH005G

Blade Length	UH004G: 60cm	<b>SHARP EDGE CURVED BLADE:</b>
	UH005G: 75cm	<b>IDEAL FOR TRIMMING</b>
No Load Speed (Lo/Med/Hi)	2,000 / 3,600 / 5,000 spm	
Blade Type	Double Sided	
Max Blade Opening	23.5mm	
Max Cutting Capacity	10mm	
Net Weight	UH004G: 4.3 – 4.9kg	
	UH005G: 4.5 – 5.1kg	



**Model Versions**  
**UH004GD201** 2x 2.5Ah  
**UH004GZ** Body Only  
**UH005GD201** 2x 2.5Ah  
**UH005GZ** Body Only

STANDARD EQUIPMENT: Fast charger, battery cartridges, blade cover.



40V Max XGT Brushless Hedge Trimmers

UH006G  
UH007G

Blade Length	UH006G: 60cm	<b>SHARP EDGE BLADE:</b>
	UH007G: 75cm	<b>IDEAL FOR ROUGH CUT</b>
No Load Speed (Lo/Med/Hi)	2,000 / 3,000 / 4,000 spm	
Blade Type	Double Sided	
Max Blade Opening	25mm	
Max Cutting Capacity	10mm	
Net Weight	UH006G: 4.4 – 5.0kg	
	UH007G: 4.6 – 5.2kg	



**Model Versions**  
**UH006GD201** 2x 2.5Ah  
**UH006GZ** Body Only  
**UH007GD201** 2x 2.5Ah  
**UH007GZ** Body Only

STANDARD EQUIPMENT: Fast charger, battery cartridges, blade cover.



40V Max XGT Brushless Hedge Trimmers

Blade Length	UH013G: 60cm UH014G: 75cm
No Load Speed (Lo/Med/Hi)	2,000 / 3,600 / 5,000 spm
Blade Type	Single sided
Max Blade Opening	23.5mm
Max Cutting Capacity	10mm
Net Weight	UH013G: 3.9-4.5 kg UH014G: 4.0-4.7 kg



Model Versions

UH013GD202 2x 2.5Ah

UH013GZ Body Only

UH014GD202 2x 2.5Ah

UH014GZ Body Only

STANDARD EQUIPMENT: Fast charger, battery cartridges, blade cover, chip receiver.



UH013G  
UH014G

40V Max XGT Brushless Lawnmower

Max output	1,900 W
No Load Speed:	
Standard Mode	3,200 rpm
Soft No-Load Mode	2,500 – 3,200 rpm
Cutting Width	480 mm
Height Adjustment	
	20 – 100 mm (10 stages)
Box Capacity	62 L
Net Weight	28.0 – 33.0kg

RECOMMENDED FOR LAWNS  
OF UP TO 2,100M²



Model Versions

LM001GT204 2x 5.0Ah

LM001GZ Body Only

STANDARD EQUIPMENT: Fast charger, battery cartridges, rod, mulching plug, discharge chute, wrench.



LM001G

40V Max XGT Brushless Lawnmower

Max output	1,900 W
No Load Speed:	
Standard Mode	2,800 rpm
Soft No-Load Mode	2,300 – 2,800 rpm
Cutting Width	534 mm
Height Adjustment	
	20 – 100 mm (10 stages)
Box Capacity	70 L
Net Weight	29.3 – 34.5kg

RECOMMENDED FOR LAWNS  
OF UP TO 2,500M²



Model Versions

LM002GT204 2x 5.0Ah

LM002GZ Body Only

STANDARD EQUIPMENT: Fast charger, battery cartridges, rod, mulching plug, discharge chute, wrench.



LM002G

40V Max XGT Lawnmower

Max output	740W (with an 8.0 Ah battery)
No Load Speed	3,800 rpm
Cutting Width	380mm
Height Adjustment	20 – 75 (8 stages)
Box Capacity	40L
Net Weight	14.9 – 17.3kg

RECOMMENDED FOR LAWNS  
OF UP TO 780M²



Model Versions

LM003GM103 1x 4.0Ah

LM003GZ Body Only

STANDARD EQUIPMENT: Fast charger, battery cartridge, mulching plug, box wrench.



LM003G

40V Max XGT Lawnmower

Max output	740W (with an 8.0 Ah battery)
No Load Speed	3,800 rpm
Cutting Width	430mm
Height Adjustment	20 – 75 (8 stages)
Box Capacity	50L
Net Weight	15.6 – 18.2kg

RECOMMENDED FOR LAWNS  
OF UP TO 830M²



Model Versions

LM004GM103 1x 4.0Ah

LM004GZ Body Only

STANDARD EQUIPMENT: Fast charger, battery cartridge, mulching plug, box wrench.



LM004G

40V Max XGT Brushless Scarifier

Max output	1,700 W
No Load Speed	3,200 rpm
Working width	380 mm
Working depth	+5 to -12 mm
Handle Height Adjustment	2 stages
Collection container capacity	50L
Net Weight	18.7 – 23.8kg

RECOMMENDED FOR LAWNS  
OF UP TO 510M²



Model Versions

UV001GM201 2x 4.0Ah

UV001GZ Body Only

STANDARD EQUIPMENT: Fast charger, battery cartridges, Thatching blade, box wrench.



UV001G

LXT CORDLESS

18V x2 (36V) LXT Brushless Chainsaw

DUC305/  
355/405

Max Output	1,100W	Chain Speed	0-20 m/s
Bar Length	305: 30cm	Oil Tank Capacity	200ml
	355: 35cm / 405: 40cm	Net Weight	305: 4.6-5.3kg
Chain Pitch & Gauge	3/8" / 0.043"		355: 4.7-5.4kg / 405: 4.8-5.5kg



AUTOMATIC CHAIN OILING

- Model Versions**
- DUC305PG2 2x 6.0Ah
  - DUC305PT2 2x 5.0Ah
  - DUC305Z Body Only
  - DUC355PG2 2x 6.0Ah
  - DUC355PT2 2x 5.0Ah
  - DUC355Z Body Only
  - DUC405PG2 2x 6.0Ah
  - DUC405PT2 2x 5.0Ah
  - DUC405Z Body Only

STANDARD EQUIPMENT: Fast charger, battery cartridges, saw chain, guide bar, chain cover, oil supply, box wrench.



LXT LXT 36V BL MOTOR

18V x2 (36V) LXT Brushless Chainsaw

DUC353

Max Output	1,100W	AUTOMATIC CHAIN OILING
Bar Length	35cm	TOOL-LESS CHAIN CHANGE
Chain Pitch	3/8"	
Chain Gauge	0.043"	
Chain Speed	0- 20 m/s	
Oil Tank Capacity	200ml	
Net Weight	4.6-5.5kg	



- Model Versions**
- DUC353PG2 2x 6.0Ah
  - DUC353PT2 2x 5.0Ah
  - DUC353Z Body Only

STANDARD EQUIPMENT: Fast charger, battery cartridges, Saw Chain, Guide Bar, Guide Bar Cover, Oil supply.



LXT LXT 36V BL MOTOR

18V LXT Brushless Chainsaw

DUC307  
DUC357

Max Output	610 W	Chain Speed	7.7 m/s
Bar Length	DUC305: 300mm	Oil Tank Capacity	150 ml
	DUC357: 350mm	Net Weight	4.2 – 4.4Kg
Chain Type	DUC305: 90PX		
	DUC357: 90/91 PX		
Chain Pitch	3/8"		
Chain Gauge	DUC307: 1.1 mm		
	DUC357: 1.1 – 1.3mm		

TOOL-LESS CHAIN CHANGE



- Model Versions**
- DUC357RT 1x 5.0Ah
  - DUC357Z Body Only
  - DUC307RTX2 1x 5.0Ah
  - DUC307ZX2 Body Only

STANDARD EQUIPMENT: Fast charger, battery cartridge, Oil supply, Guide bar, Chain cover, Saw chain.



LXT BL MOTOR

LXT CORDLESS

18V LXT Brushless Top Handle Chainsaw

DUC254

Max Output	570W
Bar Length	25cm
Chain Pitch	3/8"
Chain Gauge	0.043"
Chain Speed	0-24m/s
Oil Tank Capacity	140ml
Net Weight	2.8-3.3kg

AUTOMATIC CHAIN OILING



- Model Versions**
- DUC254RT 1x 5.0Ah
  - DUC254Z Body Only

STANDARD EQUIPMENT: Fast charger, battery cartridges, Chain cover, guide bar, saw chain, wrench, oil set, accessory bag.



LXT BL MOTOR

TO BE USED BY TRAINED TREE SURGEONS ONLY

18V x2 (36V) LXT Brushless Top Handle Chainsaw

DUC256  
DUC306

Bar Length	DUC256/256C25cm	Chain Gauge	DUC256/306: 0.043"
	DUC256: 30cm		DUC256C: 0.050"
Bar Type	DUC256/306: Sprocket	Chain Speed	0 – 20 m/s
	DUC256C: Carving	Net Weight	DUC256/306: 4.6-5.1kg
Chain Pitch	DUC256/306: 3/8"		DUC256C: 4.6-4.8kg
	DUC256C: 1/4"		



- Model Versions**
- DUC256PG2 2x 6.0Ah
  - DUC256PT2 2x 5.0Ah
  - DUC256Z Body Only
  - DUC256CZ Body Only
  - DUC306PG2 2x 6.0Ah
  - DUC306PT2 2x 5.0Ah
  - DUC306Z Body Only

STANDARD EQUIPMENT: Fast charger, battery cartridges, Saw Chain, Guide Bar, Guide Bar Cover, Spike Bumper. DUC256C: 25mm Carving bar and chain



LXT LXT 36V BL MOTOR

TO BE USED BY TRAINED ARBORISTS ONLY

18V x2 (36V) LXT Brushless Telescopic Pole Saw

DUA301

Max output Power	1,000 W
No Load chain speed	0-20 m/s
Bar length	300mm
Chain pitch	3/8"
Chain gauge	0.050"
Saw chain type	91PX-46
Oil tank capacity	160ml
Net weight	7.8 – 8.5kg



- Model Versions**
- DUA301PG2 2x 6.0Ah
  - DUA301PT2 2x 5.0Ah
  - DUA301Z Body Only

STANDARD EQUIPMENT: Fast charger, battery cartridges, saw chain, wrench, hex wrench, band assembly, guide bar, chain protection cover, round file, oil supply, lubricant.



LXT LXT 36V BL MOTOR AFT



36V LXT Connect X Brushless Brush Cutter

UR101C

Max Output	1,000W
Speed Settings	3-speed + ADT mode
No Load Speed	0-4,600/ 0-5,500/ 0-7,000 rpm
Spindle Size	M10 x 1.25 L
Cutting Diameter	430mm
Net Weight	5.2kg

POWERED BY BACK  
PACK POWER SUPPLY  
ONLY (SEE PAGE 7)


**ADT AFT**  
**CONNECT X**

Model Versions

UR101CX1 Includes PDC1200A02

UR101CZ Body Only

STANDARD EQUIPMENT: Harness, Metal 2-tooth blade, Plastic blade, Nylon cutting head, Blade guard, Box wrench, Hex wrench, Accessory bag



36V LXT Connect X Brushless Linetrimmer

UR201C

Max Output	1,000W
Speed Settings	3-speed + ADT mode
No Load Speed	0-4,600/ 0-5,500/ 0-7,000 rpm
Spindle Size	M10 x 1.25 L
Cutting Diameter	430mm
Net Weight	4.7kg

POWERED BY BACK  
PACK POWER SUPPLY  
ONLY (SEE PAGE 7)


**ADT AFT**  
**CONNECT X**

Model Versions

UR201CX1 Includes PDC1200A02

UR201CZ Body Only

STANDARD EQUIPMENT: Harness, Metal 2-tooth blade, Plastic blade, Nylon cutting head, Blade guard, Box wrench, Hex wrench, Accessory bag



18V x2 (36V) LXT Brushless Brush Cutter

DUR369A

Max Output	1,000W
Speed Settings	3-speed + ADT mode
No Load Speed (L/M/H)	0-4,600/ 0-5,500/ 0-7,000 rpm
Spindle Size	M10 x 1.25 L
Cutting Diameter	430mm
Net Weight	5.9 – 6.5kg

**ADT AFT**  
**LXT LXT 36V**  
18v + 18v


Model Versions

DUR369APG2 2x 6.0Ah

DUR369APT2 2x 5.0Ah

DUR369AZ Body Only

STANDARD EQUIPMENT: Fast charger, battery cartridges, harness, Metal 2-tooth blade, Plastic blade, Nylon cutting head, Blade guard, Box wrench, Hex wrench, Accessory bag



18V x2 (36V) LXT Brushless Linetrimmer

DUR369L

Max Output	1,000W
Speed Settings	3-speed + ADT mode
No Load Speed (L/M/H)	0-4,600/ 0-5,500/ 0-7,000 rpm
Spindle Size	M10 x 1.25 L
Cutting Diameter	430mm
Net Weight	5.7 – 6.3kg

**ADT AFT**  
**LXT LXT 36V**  
18v + 18v


Model Versions

DUR369LPG2 2x 6.0Ah

DUR369LPT2 2x 5.0Ah

DUR369LZ Body Only

STANDARD EQUIPMENT: Fast charger, battery cartridges, Harness, Metal 2-tooth blade, Plastic blade, Nylon cutting head, Blade guard, Box wrench, Hex wrench, Accessory bag



18V x2 (36V) LXT Brushless Brush Cutter

DUR368A

Max Output	550W
Speed Settings	3-speed + ADT mode
No Load Speed (L/M/H)	3,500 / 5,300 / 6,500 rpm
Spindle Size	M10 x 1.25 L
Cutting Diameter	350mm (Nylon line head)
Net Weight	4.1-4.7kg

**ADT AFT**  
**LXT LXT 36V**  
18v + 18v


Model Versions

DUR368APG2 2x 6.0Ah

DUR368APT2 2x 5.0Ah

DUR368AZ Body Only

STANDARD EQUIPMENT: Fast charger, battery cartridges, Safety goggles, nylon cutting head, accessory bag, hex wrench, box driver, shoulder belt.



18V x2 (36V) LXT Brushless Linetrimmer

DUR368L

Max Output	550W
Speed Settings	3-speed + ADT mode
No Load Speed (L/M/H)	3,500 / 5,300 / 6,500 rpm
Spindle Size	M10 x 1.25 L
Cutting Diameter	350mm (Nylon line head)
Net Weight	3.9-4.5kg

**ADT AFT**  
**LXT LXT 36V**  
18v + 18v


Model Versions

DUR368LPT2 2x 5.0Ah

DUR368LPG2 2x 6.0Ah

DUR368LZ Body Only

STANDARD EQUIPMENT: Fast charger, battery cartridges, nylon cutting head, accessory bag, hex wrench, box driver, shoulder belt.



18V LXT Brushless Linetrimmer

Max Output	240W
Speed Settings	3-speed + ADT mode
No Load Speed (L/M/H)	3,500/ 5,100/ 6,000rpm
Cutting Diameter	300mm (Nylon line head)
Spindle Size	M10 x 1.25 L
Net Weight	DUR190L: 2.9-3.2kg DUR191L: 3.2-3.5kg

LXT CORDLESS

18V x2 (36V) LXT Brushless Split-Shaft DUX60

No Load Speed (Hi)	0 – 9,700 rpm	<b>191F65-0 IS NOT COMPATIBLE WITH DUX60 MACHINES WITH SERIAL NUMBER LOWER THAN 85630 AND ENDING IN Y</b>
No Load Speed (Med)	0 – 8,200 rpm	
No Load Speed (Lo)	0 – 5,700 rpm	
Max Output	600 W	
Net Weight	4.1-8.7kg	



**Model Versions**  
**DUX60PG2** 2x 6.0Ah  
**DUX60PT2** 2x 5.0Ah  
**DUX60Z** Body Only

STANDARD EQUIPMENT: Fast charger, battery cartridge, shoulder strap, hex wrench, safety goggles, accessory bag.

18V LXT Brushless Split-Shaft DUX18

No Load Speed (Hi)	0 – 9,700 rpm	<b>198768-1 AND 198779-6 ARE NOT COMPATIBLE WITH THE DUX18</b>
No Load Speed (Lo)	0 – 6,800 rpm	
Max Output	470W	
Net Weight	2.8 - 10.3kg	



**Model Versions**  
**DUX18RT** 1x 5.0Ah  
**DUX18Z** Body Only

STANDARD EQUIPMENT: Fast charger, battery cartridge, shoulder strap, hex wrench, accessory bag.

18V x2 (36V) LXT Brushless Earth Auger DDG460

No Load Speed (High)	0-1,400 rpm
No Load Speed (Low)	0-350 rpm
Chuck Capacity	2-13mm
Max Drilling Capacity	200mm
Capacity (High resistance soil)	150mm
Capacity (Low resistance soil)	200mm
Max Torque (H/L)	48 / 136Nm
Net Weight	7.3-8.2kg



**Model Versions**  
**DDG460T2X7** 2x 5.0Ah  
**DDG460ZX7** Body Only

STANDARD EQUIPMENT: Fast charger, battery cartridges, Chuck key, Hex wrench, Adaptor x2.

CORDLESS SPLIT-SHAFT ATTACHMENTS

Brush Cutter	Brush Cutter	Linetrimmer	Linetrimmer	Scissors
198768-1 / EM404MP	191N31-5 / EM408MP	198779-6 / EM406MP	191N49-6 / EM409MP	191M56-3 / EM407MP



Cultivator	Edging Tool	Extension Pole	Pole Saw	Hedge Trimmer
195711-1 / KR400MP	196752-0 / EE400MP	191E24-8 / LE400MP	191T38-7 / EY403MP	196256-2 / EN401MP



Hedge Trimmer	Ground Trimmer	Ground Trimmer	Power Brush	Sweeper
1912T8-8 / EN402MP	1912T0-4 / EN422MP	1913C9-3 / EN424MP	199318-5 / BR400MP	199339-7 / SW400MP



Blower	Blower	Blower	Water Pump
191F65-0 / UB400MP	191P72-3 / UB401MP	1912R8-4 / UB402MP	DEAPF400MP / PF400MP





# LXT CORDLESS

## 18V LXT Brushless Blower & Vacuum

DUB187

Vacuum Mode	
Max Air Volume	6.1 m <sup>3</sup> /min
Max sealed suction	3.3 kPa
Dust bag capacity	25L
Net Weight	3.7 – 4.0 Kg

Blower Mode	
Max Air Volume	4.2 m <sup>3</sup> /min
Max Air Velocity	64.0 m/sec
No Load Speed	9,000 – 13,500 rpm
Net Weight	3.7 – 4.0 Kg

### BLOWER AND VACUUM MODE



### Model Versions

DUB187Z Body Only

STANDARD EQUIPMENT: Collection bag, shoulder harness



## 18V x2 (36V) LXT Brushless Blower

DUB363

No Load Speed	0 - 7,850rpm
Max Air Volume	13.4 m <sup>3</sup> /min
Max Air Velocity	65 m/s
Net Weight	4.5 – 6.6kg

### VACUUM ATTACHMENT KIT

The DUB363 can be converted into vacuum using the kit which includes a 2 piece nozzle, collection bag and shoulder strap.



### Model Versions

DUB363PT2V 2x 5.0Ah

DUB363PG2V 2x 6.0Ah

DUB363ZV Body Only

STANDARD EQUIPMENT: Fast charger, battery cartridges, vacuum kit, flat nozzle, end nozzle, pipe, shoulder belt, hex wrench.



## 18V x2 (36V) LXT Brushless Blower

DUB362

No load speed	11,400 – 21,500 rpm
Max air volume	6.9 – 13.4 m <sup>3</sup> /min
Max air velocity	27-54 m/s
Net weight	3.5-4.2kg

**6 AIR VOLUME/VELOCITY SETTINGS**  
**LOCK ON FUNCTION**  
**BATTERY FUEL GAUGE**



### Model Versions

DUB362PG2 2x 6.0Ah

DUB362PT2 2x 5.0Ah

DUB362Z Body Only

STANDARD EQUIPMENT: Fast charger, battery cartridges, Long nozzle, shoulder strap.



# LXT CORDLESS

## 18V LXT Brushless Blower

DUB184

No Load Speed	0-18,000rpm
Max. Air Volume	13.0 m <sup>3</sup> /min
Max. Air Velocity	52.1 m/s
Run time (6.0Ah)	12mins
Net Weight	2.5-3.0kg



### Model Versions

DUB184RT 1x 5.0Ah

DUB184Z Body Only

STANDARD EQUIPMENT: Fast charger, battery cartridges, Shoulder belt, nozzle, hex wrench.



## 36V LXT Connect X Brushless Blower

UB001C

No Load Speed	
Cruise control mode	0 – 21,000rpm
Boost mode	24,000rpm
Max Air Volume	
Cruise control mode	0 – 15 m <sup>3</sup> /min
Boost mode	17.6 m <sup>3</sup> /min
Max Air Velocity	
Cruise control mode	0 – 60 m/sec
Boost mode	70 m/sec
Net weight	2.6 – 2.9kg



### Model Versions

UB001CX2 Includes PDC1200A02

UB001CZ Body Only

STANDARD EQUIPMENT: Shoulder strap, Nozzle assembly.



## 36V LXT Connect X Brushless Blower

UB003C

No Load Speed	4,000 – 10,600rpm
	4,000 – 17,700rpm
	4,000 – 22,100rpm
Max Air Volume	2.9 – 8.2 m <sup>3</sup> /min
	2.9 – 13.9 m <sup>3</sup> /min
	2.9 – 17.6 m <sup>3</sup> /min
Max Air Velocity	86.0 m/sec
Net Weight	2.8 – 3.1Kg

**POWERED BY BACK  
PACK POWER SUPPLY  
ONLY (SEE PAGE 7)**



### Model Versions

UB003CZ Body Only

STANDARD EQUIPMENT: Shoulder strap, Nozzle assembly.



## 36V LXT Connect X Brushless Backpack Blower

UB002C

No Load Speed	0 – 22,000 rpm
Blowing Force	0 – 22.0N
Max Air Volume:	
With End nozzle 82	0 – 19.0 m <sup>3</sup> /min
With Flat nozzle	0 – 17.9 m <sup>3</sup> /min
Max Air Velocity:	
With End nozzle 82	0 – 71.7 m/sec
With Flat nozzle	0 – 76.0 m/sec
Net Weight	15.9 – 16.1kg

**POWERED BY BACK  
PACK POWER SUPPLY  
ONLY (SEE PAGE 7)**

**ANTI-RESTART FUNCTION**



### Model Versions

UB002CX3 Includes PDC1200A02

UB002CZ Body Only

STANDARD EQUIPMENT: Adaptor pipe.









LXT / CXT CORDLESS

12V Max CXT Brushless Pruning Saw UC100D

Max output power	210W
Chain speed	8.0 m/s
Bar length	100 mm
Chain pitch	0.325"
Chain Gauge	1.1 mm
Saw chain type	80 TXL
Chain number of links	26
Oil tank capacity	55 ML
Net Weight	1.5 – 1.6 kg

TOOL-LESS CHAIN CHANGE



**Model Versions**  
**UC100DWA** 1x 2.0Ah  
**UC100DZ** Body Only

STANDARD EQUIPMENT: Standard charger, battery cartridge, guide bar, guide bar case, file guide and file, oil set, saw chain.



18V x2 (36V) LXT Pruning Shears DUP362

Max Cutting Capacity	33mm
Max Blade Opening	54mm
Cutting Torque	250Nm
Net Weight	3.3-3.9kg

**Model Versions**  
**DUP362Z** Body Only

STANDARD EQUIPMENT: Oil supply, wrench set, diamond file, cord holder, holster, harness, arm band, tool bag, shear blade.



18V x2 (36V) LXT Pruning Shears DUP361

Max Cutting Capacity	33mm
Max Blade Opening	54mm
Cutting Torque	185Nm
Net Weight	3.3-3.8kg

**Model Versions**  
**DUP361ZN** Body Only

STANDARD EQUIPMENT: Oil supply, wrench set, diamond file, cord holder, holster, harness, arm band, tool bag, shear blade



LXT / CXT CORDLESS

18V LXT Brushless Pruning Shears DUP180

Max Cutting Capacity	30mm
Max Blade Opening speed	0.3 secs
Net Weight	0.68kg



**Model Versions**  
**DUP180RT** 1x 5.0Ah  
**DUP180Z** Body Only

STANDARD EQUIPMENT: Fast charger, battery cartridge, holster, dressing stone set, oil supply, battery adapter, box wrench, hex wrench, carry case.



12V Max CXT Brushless Pruning Shears UP100D

Max Cutting Capacity	25 mm
Max Blade Opening speed	0.4 secs
Net Weight	1.1Kg

Body only machines do not come with a carry case.



**Model Versions**  
**UP100DSMJ** 1x 4.0Ah  
**UP100DZ** Body Only

STANDARD EQUIPMENT: Fast charger, battery cartridge, holster, dressing stone set, oil supply, box wrench, hex wrench, socket screw key, carry case.

18V LXT Garden Sprayer DUS054

Max pressure	0.3 MPa
Tank capacity	5L
Hose Length	1.7 m
Spray Wand length	0.5 – 0.7 m
Nozzle mounting thread	G ¼
Net weight	3.2 – 3.5kg

**Model Versions**  
**DUS054Z** Body Only

STANDARD EQUIPMENT: H-Shaped double head nozzle, Spray wand, Spray wand holder, Shoulder belt.



18V LXT Backpack Garden Sprayer DUS158Z

Max Pressure	0.5 MPa
Tank Capacity	15L
Hose Length	1.7 m
Spray Wand Length	0.6 m
Nozzle mounting thread	G 1/4
Net Weight	5.9 – 6.2 Kg
Max Net Weight filled	21.2 Kg

**Model Versions**  
**DUS158Z** Body Only

STANDARD EQUIPMENT: Spray pipe holder, Shoulder harness, Y-shaped double nozzle, Wide angle herbicide nozzle, Measuring cup.



12V Max CXT Garden Sprayer US053D

Max pressure	0.3 MPa
Tank capacity	5L
Hose Length	1.7 m
Spray Wand length	0.5 – 0.7 m
Nozzle mounting thread	G ¼
Net weight	2.9 – 3.0kg

**Model Versions**  
**US053DZ** Body Only

STANDARD EQUIPMENT: H-Shaped double head nozzle, Spray wand, Spray wand holder, Shoulder belt.



18V x2 (36V) LXT Brushless Wheelbarrow with Electric Lift DCU601

Max Loading Capacity	300kg on flat ground
Max Climbing Angle	180kg on a 12° slope
Forward Speed (3 speeds)	1.5 / 3.5 / 5.0 Km/h
Reverse Speed	1.0 Km/h
Net Weight	144 – 145kg



**Model Versions**  
**DCU601Z** Body Only

STANDARD EQUIPMENT: Electric lift, clamp

18V x2 (36V) LXT Brushless Wheelbarrow with Dump Bucket DCU602

Max Loading Capacity	300kg on flat ground
Max Climbing Angle	180kg on a 12° slope
Forward Speed (3 speeds)	1.5 / 3.5 / 5.0 Km/h
Reverse Speed	1.0 Km/h
Net Weight	145 – 147kg



**Model Versions**  
**DCU602Z** Body Only

STANDARD EQUIPMENT: Dump Bucket, clamp

18V x2 (36V) LXT Brushless Wheelbarrow with Pipe Frame DCU604

Max Loading Capacity	300kg on flat ground
Max Climbing Angle	180kg on a 12° slope
Forward Speed (3 speeds)	1.5 / 3.5 / 5.0 Km/h
Reverse Speed	1.0 Km/h
Net Weight	119 – 120kg




**Model Versions**  
**DCU604Z** Body Only

STANDARD EQUIPMENT: Clamp

18V LXT Brushless Wheelbarrow DCU180


Max Loading Capacity	130 kg
Max Climbing Angle	12°
Forward Speed (Hi)	3.5km/h
Forward Speed (Lo)	1.5km/h
Reverse Speed	1.0km/h
Net weight (Machine only)	32.5kg
Net weight (Pipe frame)	44.5-44.8kg
Net weight (Bucket frame)	39.3-39.6kg



**Model Versions**  
**DCU180PTX3** 2x 5.0Ah + 199009-8 Pipe Frame  
**DCU180PTX4** 2x 5.0Ah + 199008-0 Bucket Frame  
**DCU180PT2** 2x 5.0Ah  
**DCU180Z** Body Only

STANDARD EQUIPMENT: Wrench x2, support legs, lock key, fast charger, battery cartridges.

DUC180 Pipe Frame	DUC180 Bucket	DCU604/602/601 Pipe Frame	DCU604/602/601 Flat Bucket
199009-8	199008-0	191B67-2	1911B3-6



DCU604/602/601 Dump Bucket	DCU604/602/601 Dump Attachment
191B69-8	191B63-0





LXT / CXT CORDLESS


LXT CORDLESS

18V LXT Grass Shears

Cycles per Minute	1,250 cpm
Strokes per Minute	2,500 spm
Cutting Width:	
Grass Shear blade	110mm
Hedge Trimmer	200mm
Cutting Heights	15, 20, 25mm
Net Weigh	1.4 – 1.8kg

COMES WITH HEDGE TRIMMER ATTACHMENT





Model Versions

DUM111RTX 1x 5.0Ah



DUM111ZX Body Only


STANDARD EQUIPMENT: Fast charger, battery cartridges, blade cover.

18V LXT Grass Shears

Cycles per minute	1,250cpm
Strokes per minute	2,500spm
Cutting Width	160mm
Cutting Heights	15, 20, 25mm
Net Weight	1.4-1.8kg

COMES WITH HEDGE TRIMMER ATTACHMENT





Model Versions

DUM604RTX 1x 5.0Ah



DUM604ZX Body Only


STANDARD EQUIPMENT: Fast charger, battery cartridges, Grass receiver, blade cover

12V Max CXT Grass Shears

Cycles per minute	1,250 cpm
Strokes per minute	2,500 spm
Cutting Width	160mm
Cutting Heights	15, 20, 25mm
Net Weight	1.3-1.5kg

COMES WITH HEDGE TRIMMER ATTACHMENT





Model Versions

UM600DZX Body Only

STANDARD EQUIPMENT: Grass receiver, blade cover, hedge trimmer shear blade, chip receiver.


18V (Integrated Battery) Robotic Lawnmower

No Load speed of blade	2,300 rpm
No Load speed of wheels	41 rpm
Max climbing angle	26 degrees
Max mowing area	3,500 m2
Cutting width	240 mm
Cutting height	20 – 60 mm
Net Weight	13.7Kg

MAX. WORK AREA 3,500m²

INTERGRATED BATTERY 18V 5.0AH LI-ION





Model Versions

RM350D 5.0Ah Intergrated Battery

STANDARD EQUIPMENT: Charging station, boundry wire, guide wire.

18V LXT Lawnmower

No Load Speed	4,300 rpm
Max output	450 W
Cutting Width	330mm
Height Adjustment	20 -75mm
Net Weight	11.6 – 12.5kg

RECOMMENDED FOR LAWNS OF UP TO 270m²





Model Versions

DLM330RT 1x 5.0Ah

DLM330Z Body Only

STANDARD EQUIPMENT: Fast Charger, battery cartridges, blade, wrench, mulching plug

18V x2 (36V) LXT Lawnmower

No Load Speed	0 – 3,700rpm
Blade Type	Rotary type 2 tooth
Cutting Width	380mm
Height Adjustment	20-75mm
Collection box	40 litres
Net Weight	16.2-16.9kg

RECOMMENDED FOR LAWNS OF UP TO 560m²





Model Versions

DLM382PG2 2x 6.0Ah

DLM382CT2 2x 5.0Ah

DLM382Z Body Only

STANDARD EQUIPMENT: Fast Charger, battery cartridges, blade, socket wrench. DLM382CT2 with standard charger.



18V x2 (36V) LXT Lawnmower

No Load Speed	3,600rpm
Blade Type	Rotary type 2 tooth
Cutting Width	430mm
Height Adjustment	20 – 75mm
Collection Box	50 litres
Net Weight	16.8 – 17.5kg

RECOMMENDED FOR LAWNS  
OF UP TO 575m²





**Model Versions**  
DLM432Z Body Only

STANDARD EQUIPMENT: Blade, socket wrench.

18V x2 (36V) LXT Lawnmower

No Load Speed	3,100 rpm
Max output	860W
Blade Type	2-tooth blade
Cutting Width	480mm
Height Adjustment	20 – 100mm (10 stages)
Collection Box Capacity	62L
Net Weight	24.5 – 26.8 Kg

RECOMMENDED FOR LAWNS  
OF UP TO 800m²






**Model Versions**  
DLM480CT2 2x 5.0Ah  
DLM480Z Body Only

STANDARD EQUIPMENT: Standard charger, battery cartridges, Rod, Mulching plug, wrench

18V x2 (36V) LXT Lawnmower

No Load Speed	3,100 rpm
Max output	860W
Blade Type	2-tooth blade
Cutting Width	480mm
Height Adjustment	20 – 100mm (10 stages)
Collection Box Capacity	62L
Net Weight	27.1 – 29.3 Kg

RECOMMENDED FOR LAWNS  
OF UP TO 650m²





**Model Versions**  
DLM481CT2 2x 5.0Ah  
DLM481Z Body Only

STANDARD EQUIPMENT: Standard charger, battery cartridges, Rod, Mulching plug, wrench

18V x2 (36V) LXT Lawnmower

No Load Speed	3,000 rpm
Max output	860W
Blade Type	2-tooth blade
Cutting Width	534mm
Height Adjustment	20 – 100mm (10 stages)
Collection Box	70L
Net Weight	25.5 – 28.0kg

RECOMMENDED FOR LAWNS  
OF UP TO 800m²





**Model Versions**  
DLM538CT2 2x 5.0Ah  
DLM538Z Body Only

STANDARD EQUIPMENT: Battery cartridges, Standard charger, blade, mulching plug, wrench, rod

18V x2 (36V) LXT Lawnmower

No Load Speed	3,000 rpm
Max output	860W
Blade Type	2-tooth blade
Cutting Width	534mm
Height Adjustment	20 – 100mm (10 stages)
Collection Box Capacity	70L
Net Weight	27.9 – 30.4 Kg

RECOMMENDED FOR LAWNS  
OF UP TO 700m²





**Model Versions**  
DLM539CT2 2x 5.0Ah  
DLM539Z Body Only



STANDARD EQUIPMENT: Standard charger, battery cartridges, Rod, Mulching plug, wrench




18V x2 (36V) LXT Brushless Lawnmower

Max Output	1,450W
No Load Speed	2,500-3,300rpm
Cutting Width	460mm
Blade Type	Rotary type 2 tooth
Height Adjustment	10 settings (20-75mm)
Collection Box	60 litres
Net Weight	25.3-27.6kg

RECOMMENDED FOR LAWNS  
OF UP TO 800m²

STEEL DECK





**Model Versions**  
DLM460PG2 2x 6.0Ah  
DLM460PT4 4 x 5.0Ah  
DLM460Z Body Only

STANDARD EQUIPMENT: Battery cartridges, fast charger, socket wrench.

18V x2 (36V) LXT Brushless Lawnmower

DLM462

No Load Speed	2,500 / 3,300 rpm
Cutting Width	460mm
Height Adjustment	20 – 100mm (10-step)
Collection box	60L
Net Weight	35.3 – 39.0kg

RECOMMENDED FOR LAWNS  
OF UP TO 1,900m²

STEEL DECK

4 Batteries for extended run time  
The mower will use 2 batteries at a time.  
When the first set goes flat turn the switch and keep mowing.

Model Versions

DLM462PT4 4x 5.0Ah

DLM462PG2 2x 6.0Ah

DLM462Z Body Only

STANDARD EQUIPMENT: Fast charger, battery cartridges, Blade, Mulch plug, Socket Wrench, Rod

18V x2 (36V) LXT Brushless Lawnmower

DLM530

No Load Speed	2,300 / 2,800 rpm
Cutting Width	534mm
Height Adjustment	20 – 100mm (10-step)
Collection box	70L
Net Weight	35.5 – 39.3kg

RECOMMENDED FOR LAWNS  
OF UP TO 2,300 m²

STEEL DECK

4 Batteries for extended run time  
The mower will use 2 batteries at a time.  
When the first set goes flat turn the switch and keep mowing.

Model Versions

DLM530PT4 4x 5.0Ah

DLM530PG2 2x 6.0Ah

DLM530Z Body Only

STANDARD EQUIPMENT: Fast charger, battery cartridges, Blade, Mulch plug, Side Discharge Mouth, Socket Wrench, Rod

18V x2 (36V) LXT Brushless Lawnmower

DLM532

No Load Speed	2,300 / 2,800 rpm
Cutting Width	534mm
Height Adjustment	20 – 100mm (10-step)
Collection box	70L
Net Weight	39.0 – 42.8kg

RECOMMENDED FOR LAWNS  
OF UP TO 2,300m²

STEEL DECK

4 Batteries for extended run time  
The mower will use 2 batteries at a time.  
When the first set goes flat turn the switch and keep mowing.

Model Versions

DLM532PT4 4x 5.0Ah

DLM532PG2 2x 6.0Ah

DLM532Z Body Only

STANDARD EQUIPMENT: Fast charger, battery cartridges, Blade, Mulch plug, Socket Wrench, Rod

18V x2 (36V) LXT Brushless Lawnmower

DLM533

No Load Speed	2,300 / 2,800 rpm
Cutting Width	534mm
Height Adjustment	20 – 100mm (10-step)
Collection box	70L
Net Weight	43.9 - 47.9 kg

RECOMMENDED FOR LAWNS  
OF UP TO 2,300m²

ALUMINIUM DECK

4 Batteries for extended run time  
The mower will use 2 batteries at a time.  
When the first set goes flat turn the switch and keep mowing.

Model Versions

DLM533PT4 4x 5.0Ah

DLM533PG2 2x 6.0Ah

DLM533Z Body Only

STANDARD EQUIPMENT: Fast charger, battery cartridges, Blade, Mulch plug, Socket Wrench, Rod

4 X 18V BATTERIES: DLM462/530/532/533

4 Batteries for extended run time  
The DLM462, DLM530, DLM532, DLM533 have 2 battery banks. The mower will use 2 batteries at a time in series to power the 36V brushless motor. When one set of batteries run flat then simply turn the switch and keep mowing.

36V Brushless Motor

A38 Body only machines and products do not come with batteries or chargers.

Body only machines and products do not come with batteries or chargers. A39



LXT CORDLESS

36V LXT Connect X Brushless Lawnmower LM001C

No Load Speed	2,800rpm (normal mode)
	2,300-2,800rpm (Soft no load mode)
	2,300 rpm (Low noise mode)
Cutting Width	534mm
Height Adjustment	20-100mm (10-step)
Collection box	70L
Net Weight	42.1-49.5 kg

**APPROX. MOWING AREA WITH PDC1200 IN PUSH MODE: 6900m²**

**APPROX. MOWING AREA WITH PDC01 EQUIPPED (4X 6.0AH BATTERIES) IN PUSH MODE: 2300m²**



LM001C WITH BACKPACK POWER SUPPLY



64V MAX CORDLESS

64V Max Brushless Lawnmower LM002JM101

No Load Speed:	
Standard Mode	2,800 rpm
Soft No-Load Mode	2,300-2,800 rpm
Max output	2,300W
Cutting Width	534mm
Height Adjustment	20 – 100mm (10 stages)
Box Capacity	70L
Net Weight	25.7 – 27.6kg

**RECOMMENDED FOR LAWNS OF UP TO 1,600m²**

This product is powered by the BL6440 64V 4.0Ah battery

**Model Versions**  
LM002JM101 1x 4.0Ah

STANDARD EQUIPMENT: Fast Charger, battery cartridge

**SOFT NOLOAD BL MOTOR**



64V Max Brushless Lawnmower LM004JM101

No Load Speed:	
Standard Mode	2,800 rpm
Soft No-Load Mode	2,300 – 2,800 rpm
Max output	3,200W
Noise reduction mode	2,300 rpm
Cutting Width	534mm
Height Adjustment	20 – 100mm (10 stages)
Box Capacity	70L
Net Weight	31.5 – 34.6 Kg

**ANTI-RESTART FUNCTION**

**STEEL CUTTING DECK**

**RECOMMENDED FOR LAWNS OF UP TO 3,800m²**

This product is powered by the BL6440 64V 4.0Ah battery

**Model Versions**  
LM004JM101 1x 4.0Ah

STANDARD EQUIPMENT: Standard charger, battery cartridge, rod 6, mulching plug, discharge chute, wrench.

**SOFT NOLOAD BL MOTOR**



64V MAX BATTERY: LM002J & LM004J





Electric Chainsaw

UC3541A/2  
UC4041A/2

Input wattage	1,800W	AUTOMATIC CHAIN OILING TOOL-LESS BLADE CHANGE
Chain speed	14.5m/s	
Pitch, chain gauge	3/8", 0.050"	
Chain oil tank capacity	200ml	
Net weight	UC3541A: 4.7-4.8kg UC4041A: 4.8-4.9kg	



**Model Versions**  
**UC3541A/2** 35cm Bar 240V  
**UC4041A/2** 40cm Bar 240V

STANDARD EQUIPMENT: Guide bar, chain, chain protection cover, hook complete.

Electric Chainsaw

UC3551A  
UC4051A

Input wattage 110V	1,570W	AUTOMATIC CHAIN OILING TOOL-LESS BLADE CHANGE
Input wattage 240V	2,000W	
Chain speed	14.5m/s	
Pitch, chain gauge	3/8", 0.050"	
Chain oil tank capacity	200ml	
Net weight	5.4-5.7kg	



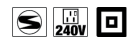

**Model Versions**  
**UC3551A/2** 35cm Bar 240V  
**UC4051A/1** 40cm Bar 110V  
**UC4051A/2** 40cm Bar 240V

STANDARD EQUIPMENT: Guide bar, chain, chain protection cover, hook complete.

Electric Linetrimmer

UR3501

Cutting Width	350mm
Input Wattage	1,000W
No Load Speed	7,500rpm
Nylon Cord Diameter	2.0mm
Net Weight	4.3kg



**Model Versions**  
**UR3501/2**

STANDARD EQUIPMENT: Nylon cutting head, harness, socket wrench.

Electric Linetrimmer

UR3000

Input wattage	450W
Cutting diameter	300mm
No load speed	9,000rpm
Net weight	2.6kg



**Model Versions**  
**UR3000/2**

STANDARD EQUIPMENT: Shoulder strap, spool assembly, safety glasses.

Electric Hedge Trimmer

UH5580/6580  
/7580

	UH5580	UH6580	UH7580
Input wattage	670W	670W	670W
Blade length	55cm	65cm	75cm
Max blade opening	18mm	18mm	18mm
Max cut capacity	10mm	10mm	10mm
Net weight	4.2kg	4.3kg	4.4kg



**Model Versions**  
**UH5580/2**  
**UH6580/2**  
**UH7580/2**

STANDARD EQUIPMENT: Blade cover, cord hook for waist belt, 10m lead.

Electric Hedge Trimmer

UH4570/5570  
/6570

	UH4570	UH5570	UH6570
Input wattage	550W	550W	550W
Blade length	45cm	55cm	65cm
Max blade opening	18mm	18mm	18mm
Max cut capacity	10mm	10mm	10mm
Net weight	3.6kg	3.7-3.8kg	3.8-3.9kg



**Model Versions**  
**UH4570/2**  
**UH5570/2**  
**UH6570/2**

STANDARD EQUIPMENT: Blade cover, cord hook for waist belt, 10m lead.

Electric Lawnmower

ELM4121X

Input Wattage	1,600W
No Load Speed	3,400rpm
Cutting Width	41cm
Cutting Heights	7 settings (20-75mm)
Collection Box	50 litres
Net Weight	17.5-19.1kg

RECOMMENDED FOR LAWNS  
OF UP TO 600Sm<sup>2</sup>

STEEL DECK



**Model Versions**  
**ELM4121X**

STANDARD EQUIPMENT: Wrench, mulch plug.



CORDED ELECTRIC

Electric Lawnmower

ELM4621X

Input Wattage	1,800W
No Load Speed	2,950rpm
Cutting Width	46cm
Cutting Heights	8 settings (20-75mm)
Collection Box	60 litres
Net Weight	30.5-32.2kg

RECOMMENDED FOR LAWNS  
OF UP TO 1000m²

STEEL DECK



Model Versions

ELM4621X

STANDARD EQUIPMENT: Wrench, mulch plug.



Electric Lawnmower

ELM3320X

Input Wattage	1,200W
No Load Speed	3,400rpm
Cutting Width	33cm
Cutting Heights	(3-settings)
20 – 55mm	
Collection Box	30L
Net Weight	10.2kg

RECOMMENDED FOR LAWNS  
OF UP TO 400m²



Model Versions

ELM3320X

STANDARD EQUIPMENT: Wrench.



Electric Lawnmower

ELM3720X

Input Wattage	1,400W
No Load Speed	3,400rpm
Cutting Width	37cm
Cutting Heights	(3-settings)
20 – 55mm	
Collection Box	40L
Net Weight	11.6kg

RECOMMENDED FOR LAWNS  
OF UP TO 500m²



Model Versions

ELM3720X

STANDARD EQUIPMENT: Wrench.



CORDED ELECTRIC

Electric Scarifier

UV3200

Rated voltage	230-240v~50-60Hz
Rated power	1300W
No load speed	3500/min
Working width	32cm
Working depth	-10~+10mm
Height adjustment	5 settings
Collection container capacity	30 litres
Net weight	12.0kg

CAN BE USED WITH OR WITHOUT  
COLLECTION BOX



Model Versions

UV3200/2

STANDARD EQUIPMENT: 10m power lead.



Electric Scarifier

UV3600

Rated voltage	230-240v~50-60Hz
Rated power	1800W
No load speed	3700/min
Working width	36cm
Working depth	-10~+5mm
Height adjustment	4 settings
Collection container capacity	40 litres
Net weight	15.3kg

CAN BE USED WITH OR WITHOUT  
COLLECTION BOX



Model Versions

UV3600/2

STANDARD EQUIPMENT: 10m power lead.



Electric Shredder

UD2500/2

Input wattage	2,500W
Max. branch Ø	45 mm
Cutting speed	40 rpm
Collection box capacity	67 litres
Net weight	27.6kg



Model Versions

UD2500/2

STANDARD EQUIPMENT: 10m power lead.

